


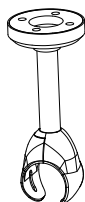
# OPTONICA

## Istruzioni per l'installazione

Si prega di leggere attentamente per evitare errori.




M05-

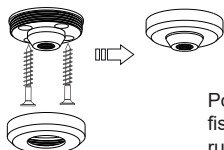


1

Diviso

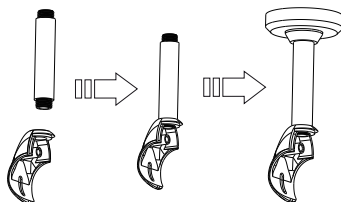


2



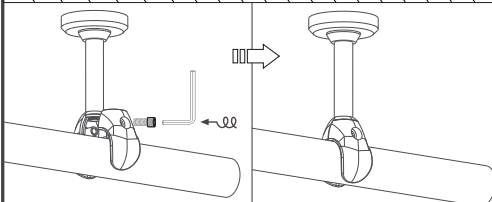
Posizionare l'apertura,  
fissare la base e  
ruotare il coperchio  
verso l'interno.

3



Stringere l'asta

4



Stringere le viti

L'installazione è completata.