

**OPTONICA**

**User Guide**

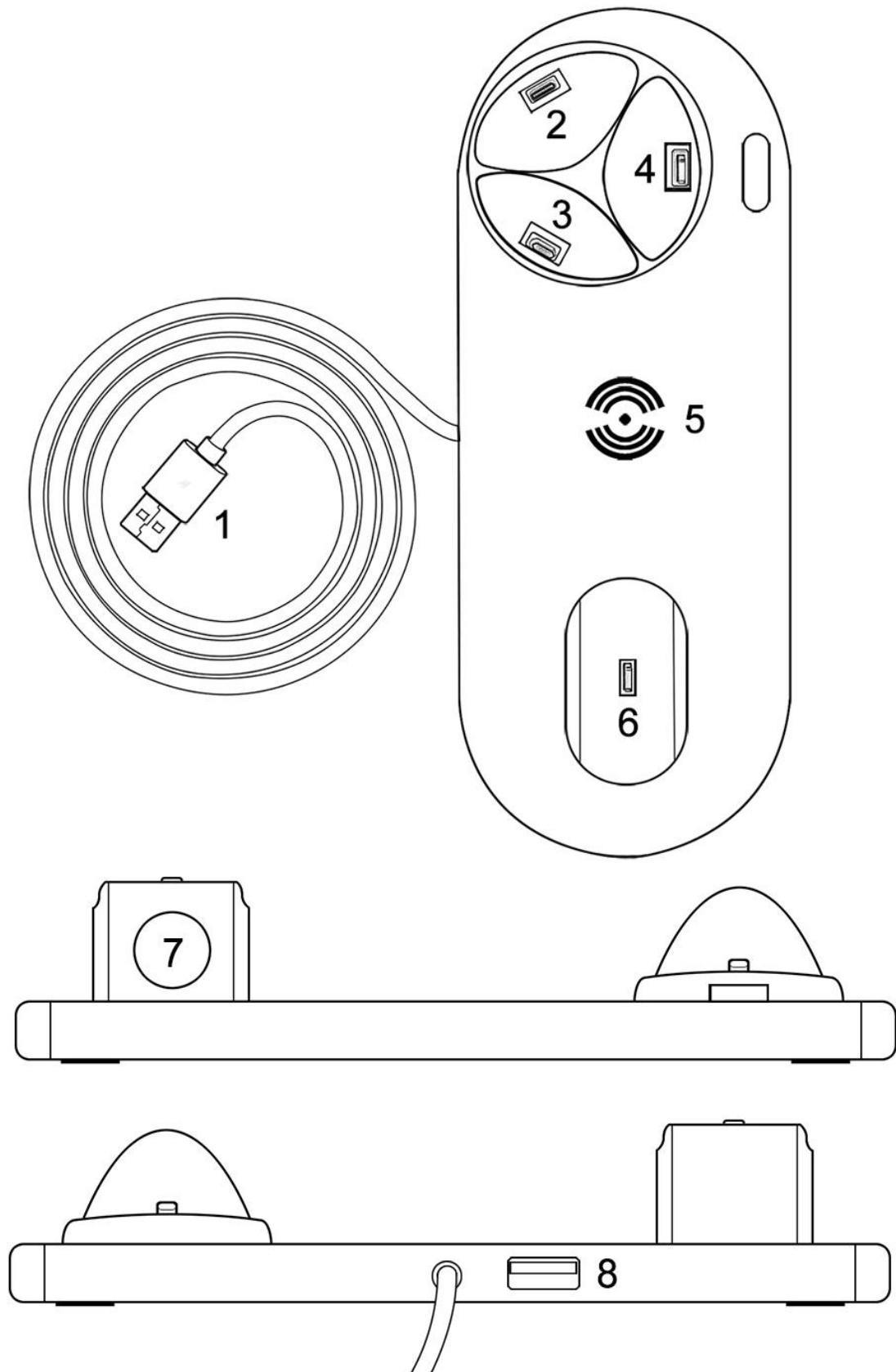
## Feature of Product

- ◆ **Qi Standard Wireless Charger:** 5W/7.5W/10W charging mode, it's compatible for Android & iPhone wireless charge.
- ◆ **3 in 1 Rotatable Charger Dock:** 3 plug type for iPhone ,Android Micro USB and Type-C phone.
- ◆ **Bluetooth Earphone Charger Dock:** Stand charger dock for Bluetooth earphone airpods.
- ◆ **Wireless Charger for Smart Watch:** Wireless charger for smart watch such as iWatch.
- ◆ **Suitable for Indoor Use:** Home,hotel,office,restaurant,bar,etc.

## Specifications

Item Model	B-07C
Input Voltage/Current	DC9V-2A
Output Voltage/Current of Charger Dock	DC5V-1.8A Max.
Power of Wireless Charger	5W / 7.5W / 10W Max.
Power of Wireless Charger for Watch	2W Max.
Power of Charger Dock for Earphone	5W Max.
USB Output	5V-1A Max.
Material	ABS+PC
USB Cable Length	110cm
Product Sizes	L230*W90*H52mm
Net Weight:	190g
Color	White / Black/Pink

## Product Diagram



**1.USB Cable**

**4.For iPhone Plug**

**7.Smart Watch Wireless Charger**

**2.Type-C Plug**

**5.Wireless Charger**

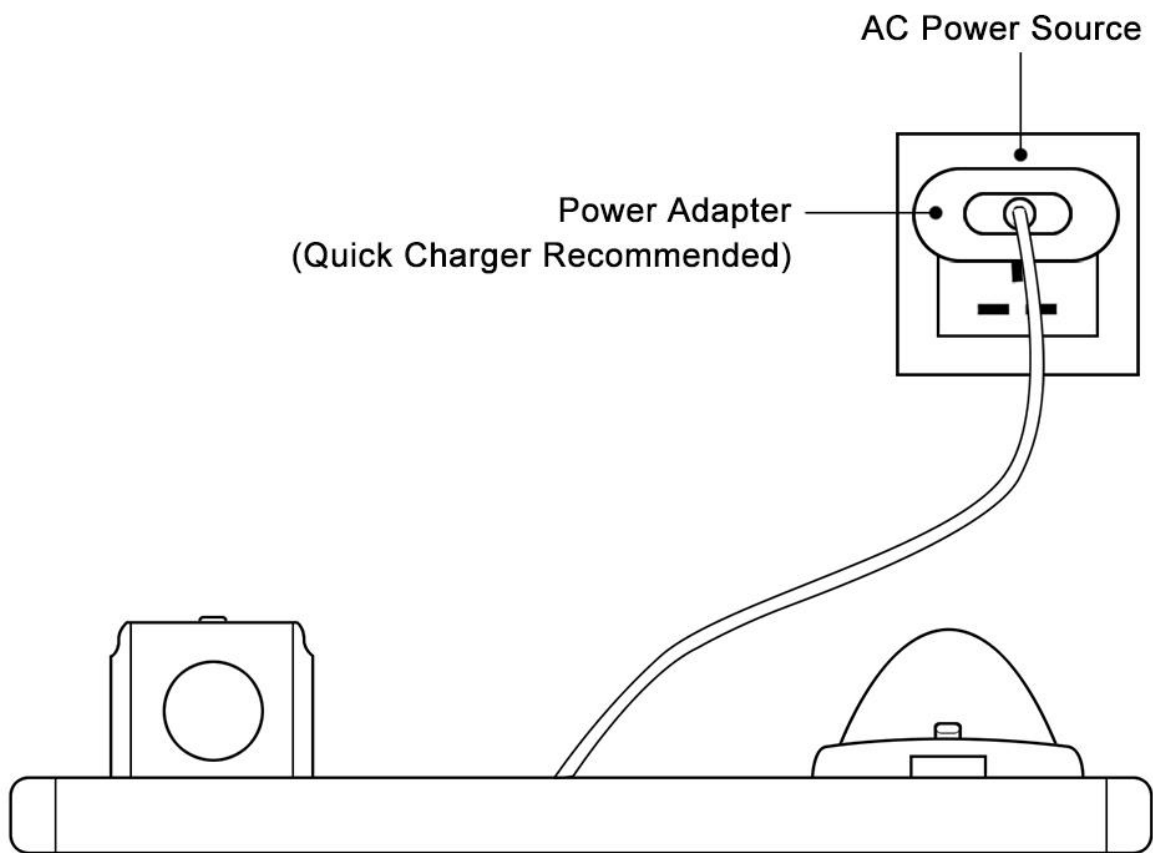
**8.USB Output**

**3.Micro 5Pin Plug**

**6.Earphone Charger Dock**

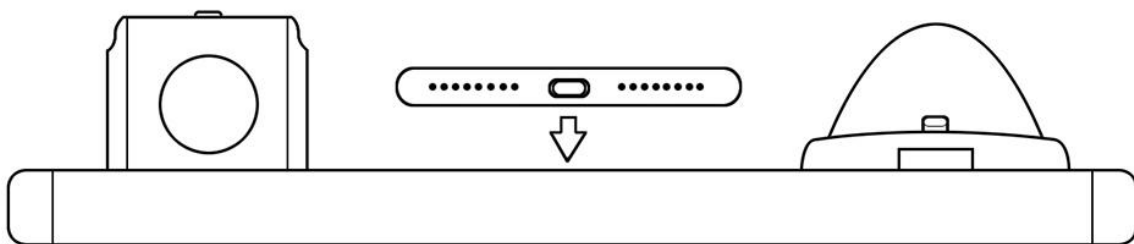
## How to Use

1. Connect B-07C to DC output power adapter by its USB ( or Type-C) cable.  
(Quick Charger recommended)

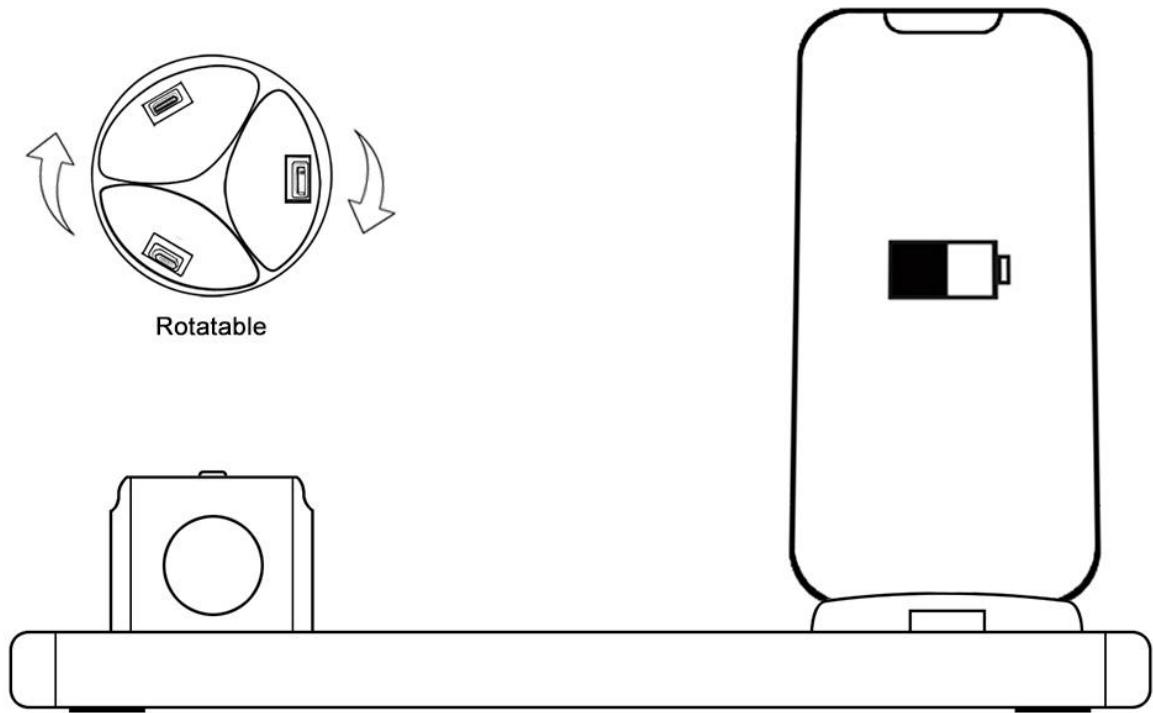


- ① If connect it to regular DC 5V charger, the wireless charging mode of B-07C is 5W regular charge;
- ② If connect it to Quick charger, the wireless charging mode of B-07C is 7.5W / 10W fast charge;
- ③ If your phone built in wireless charger, you could put it on B-07C and charge it directly;
- ④ If your phone does not built in wireless charger, please connect your phone to a receiving coil and then charge it.

2. After connecting to the power adapter, you could charge your devices.



- Charge your phone by wireless charger.



- Charge your phone on the rotatable charger dock.



- Charge your earphone on the earphone charger dock.



- Charge your watch on the smart watch wireless charger.

## Safety Tips

Please read the instructions carefully before using the product, so that it can be used correctly and stored properly.

1. Do not disassemble the product or change the actual use of the product without authorization;
2. Keep away from water or other liquids which may lead to short circuit when using the product.
3. Please use the product in the temperature range of  $-10^{\circ}\text{C}$  -  $45^{\circ}\text{C}$ . Do not use the product near the fire source or under sunlight.
4. For safety, please keep this product away from children.
5. Please store the product at normal atmospheric temperature.