

# OPTONICA

*LED Displays & Stage Lights*



CATALOGUE  
**2026**

# OPTONICA

## LED Displays & Stage Lights

Professional LED Screens, Stage Lighting and Pyrotechnics

### About the Company

OPTONICA is a modern company specialized in providing high-quality solutions for events and visual effects. We combine innovative technologies, professional equipment, and an experienced team to create impressive and memorable experiences.

### Mission and Vision

Our mission is to transform every event into a unique visual experience through light, image, and effects. We aim to be a leading partner in the industry by delivering reliability, quality, and safety.

### LED Screens

OPTONICA offers a wide range of LED solutions suitable for both indoor and outdoor events. We provide high-resolution video walls for concerts, festivals, corporate events, and advertising. Our services include full support – delivery, installation, technical maintenance, and dismantling.

### Stage Lighting

Our stage lighting solutions include professional systems for concerts, theatrical productions, and events. We work with intelligent lighting systems that enable dynamic and creative visual effects. We create an atmosphere that enhances every event and highlights its uniqueness.

### Pyrotechnics and Special Effects

OPTONICA offers professional stage pyrotechnics and fireworks, fully compliant with safety regulations. We provide a variety of effects such as cold sparks, smoke, flame effects, and stage explosions to enhance the visual impact of any event.

### Our Advantages

We operate with modern and reliable equipment.  
Our team is highly qualified and experienced.  
We offer an individual approach to each client.  
We guarantee high quality and safety in execution.

### Target Clients

Our services are focused on consulting and selling display and stage lighting that serves events, concert and festival productions, corporate clients, advertising agencies and private events.

### Market Opportunities

The event industry is rapidly growing, with increasing demand for high-quality visual and stage solutions. OPTONICA has strong potential for expansion through investment in new technologies and strategic partnerships.

### Conclusion

OPTONICA is a reliable partner for delivering events with a high level of visual impact. We combine technology, creativity, and professionalism to turn every idea into reality.


## Contents

# OPTONICA



### LED Displays

04 - 13



### Stage Effects

14 - 21



### Stage Lights

22 - 51



### Display Controllers


52 - 68



### Accessories


69

**LED DISPLAYS**  
Module Indoor



	<b>P1.86</b>	<b>P2</b>	<b>P2</b>	<b>P2.5</b>	<b>Glue on the board P2.5 GOB</b>
Pixel pitch	1.86 mm	2 mm	2 mm	2.5 mm	2.5 mm
Module size	320x160 mm	320x160 mm	256x128 mm	320x160 mm	320x160 mm
Module pixels	172x86 pixel	160x80 pixel	128x64 pixel	128x64 pixel	128x64 pixel
Brightness	600cd/m <sup>2</sup>	600cd/m <sup>2</sup>	2000cd/m <sup>2</sup>	1200cd/m <sup>2</sup>	600cd/m <sup>2</sup>
Refresh rate	3840Hz	3840Hz	3840Hz	3840Hz	6000Hz
Driver mode	1/43 Scan	1/40 Scan	1/32 Scan	1/32 Scan	1/32 Scan
Module Power	21W	24W	16.5W	20W	20W
Working Temp.	-20°C/+50°C	-20°C/+50°C	-20°C/+50°C	-20°C/+50°C	-20°C/+50°C
Pixel Composition	SMD 3in1 RGB	SMD 3in1 RGB	SMD 3in1 RGB	SMD 3in1 RGB	SMD 3in1 RGB
<b>SKU</b>	<b>66366</b>	<b>66302</b>	<b>608</b>	<b>66021</b>	<b>66596</b>

**LED DISPLAYS**  
Module Outdoor




	<b>Glue on the board P2.5 GOB</b>	<b>P2.5</b>	<b>P3</b>	<b>P4</b>
Pixel pitch	2.5 mm	2.5 mm	3 mm	4 mm
Module size	320x160 mm	320x160 mm	192x192 mm	320x160 mm
Module pixels	128x64 pixel	128x64 pixel	64x64 pixel	80x40 pixel
Brightness	5000cd/m <sup>2</sup>	6500cd/m <sup>2</sup>	6500cd/m <sup>2</sup>	6500cd/m <sup>2</sup>
Refresh rate	7680Hz	7680Hz	1920Hz	3840Hz
Driver mode	1/16 Scan	1/16 Scan	1/16 Scan	1/8 Scan
Module Power	33W	35W	35W	40W
Working Temp.	-20°C/+50°C	-20°C/+50°C	-20°C/+50°C	-20°C/+50°C
Pixel Composition	SMD 3in1 RGB	SMD 3in1 RGB	SMD 3in1 RGB	SMD 3in1 RGB
<b>SKU</b>	<b>66597</b>	<b>66023</b>	<b>66022</b>	<b>66204</b>

**LED DISPLAYS**  
Module Indoor



	<b>P2.604</b>	<b>P3</b>	<b>P4</b>	<b>P4</b>	<b>P5</b>
Pixel pitch	2.6 mm	3 mm	4 mm	4 mm	3 mm
Module size	250x250 mm	192x192 mm	256x128 mm	256x256 mm	256x256 mm
Module pixels	96x96 pixel	64x64 pixel	64x32 pixel	64x64 pixel	64x32 pixel
Brightness	1100cd/m <sup>2</sup>	1100cd/m <sup>2</sup>	1100cd/m <sup>2</sup>	2000cd/m <sup>2</sup>	2000cd/m <sup>2</sup>
Refresh rate	1920Hz	1920Hz	1920Hz	3840Hz	1920Hz
Driver mode	1/32 Scan	1/32 Scan	1/16 Scan	1/16 Scan	1/16 Scan
Module Power	27W	16.5W	16.5W	33W	16.5W
Working Temp.	-20°C/+50°C	-20°C/+50°C	-20°C/+50°C	-20°C/+50°C	-20°C/+50°C
Pixel Composition	SMD 3in1 RGB	SMD 3in1 RGB	SMD 3in1 RGB	SMD 3in1 RGB	SMD 3in1 RGB
<b>SKU</b>	<b>66364</b>	<b>631</b>	<b>601</b>	<b>629</b>	<b>602</b>

**LED DISPLAYS**  
Module Outdoor



	<b>P4</b>	<b>P5</b>	<b>P6</b>	<b>P8</b>	<b>P8</b>
Pixel pitch	4 mm	5 mm	6 mm	8 mm	8 mm
Module size	256x128mm	320x160 mm	192x192 mm	256x128 mm	320x160 mm
Module pixels	64x32 pixel	64x32 pixel	32x32 pixel	32x16 pixel	40x20 pixel
Brightness	6500cd/m <sup>2</sup>	6500cd/m <sup>2</sup>	6500cd/m <sup>2</sup>	6500cd/m <sup>2</sup>	4500cd/m <sup>2</sup>
Refresh rate	1920Hz	1920Hz	1920Hz	1920Hz	3840Hz
Driver mode	1/8 Scan	1/8 Scan	1/8 Scan	1/4 Scan	1/5 Scan
Module Power	35W	39W	27W	27W	27W
Working Temp.	-20°C/+50°C	-20°C/+50°C	-20°C/+50°C	-20°C/+50°C	-20°C/+50°C
Pixel Composition	SMD 3in1 RGB	SMD 3in1 RGB	SMD 3in1 RGB	SMD 3in1 RGB	SMD 3in1 RGB
<b>SKU</b>	<b>603</b>	<b>604</b>	<b>606</b>	<b>605</b>	<b>66496</b>

**LED DISPLAYS**  
Poster Indoor



	P2	P2.5	P3.607	P2	P2.5	P3
Pixel pitch	2 mm	2.5 mm	3.076 mm	2 mm	2.5 mm	3mm
Module size	320x160 mm	320x160 mm	320x160 mm	-	-	320x160 mm
Module pixels	160x80 pixel	128x64 pixel	108x52 pixel	-	-	108x52 pixel
Brightness	600cd/m <sup>2</sup>	600cd/m <sup>2</sup>	600cd/m <sup>2</sup>	600cd/m <sup>2</sup>	600cd/m <sup>2</sup>	600cd/m <sup>2</sup>
Refresh rate	4800Hz	4800Hz	4800Hz	4800Hz	4800Hz	4800Hz
Poster resolution	320x880 pixels	256x704 pixels	208x572 pixels	320x480 pixels	256x384 pixels	233x320 pixels
Poster size	640mm / 1760mm	640mm/1760mm	640mm/1760mm	640/960mm	640mm/960mm	640x960mm
Working Temp.	-20°C/+50°C	-20°C/+50°C	-20°C/+50°C	-20°C/+50°C	-20°C/+50°C	-20°C/+50°C
Pixel Composition	SMD 3in1 RGB	SMD 3in1 RGB	SMD 3in1 RGB	SMD 3in1 RGB	SMD 3in1 RGB	SMD 3in1 RGB
SKU	66430	66431	66432	66433	66434	66435

**LED DISPLAYS**  
Market Displays / Posters



	P1.2	P1.5	P1.875	Cube P1.538	Cube P2.5
Pixel pitch	1.2 mm	1.5 mm	1.875 mm	1.538 mm	2.5 mm
Display size	900x60 mm	900x60 mm	900x60mm	320x320x320 mm	480x480x480mm
Module size	750x60 pixel	600x40 pixel	480x32 pixel	208x208x208 pixel	192x192x192 pixel
Brightness	600cd/m <sup>2</sup>	600cd/m <sup>2</sup>	600cd/m <sup>2</sup>	600cd/m <sup>2</sup>	600cd/m <sup>2</sup>
Driver mode	1/50 Scan	1/40 Scan	1/32 Scan	Wi-Fi Control 1/52 Scan	Wi-Fi Control 1/43 Scan
Refresh rate	3840Hz	3840Hz	3840Hz	3840Hz	3840Hz
Working Temp.	-20°C/+65°C	-20°C/+65°C	-20°C/+70°C	-20°C/+70°C	-20°C/+70°C
Max Power	60W /m <sup>2</sup>	60W /m <sup>2</sup>	30W /m <sup>2</sup>	200W /m <sup>2</sup>	900W /m <sup>2</sup>
SKU	66422	66423	66424	66425	66426

**LED DISPLAYS**  
Outdoor - Poster



	P2.5	Double-Sided P2.5
Pixel pitch	2.5 mm	2.5 mm
Module size	640x800 mm	1280x1920 mm
Module pixels	172x86 pixel	512x768 pixel
Brightness	5000cd/m <sup>2</sup>	4000cd/m <sup>2</sup>
Refresh rate	3840Hz	3840Hz
Driver mode	1/32 Scan	1/8 Scan
Module Power	800W	3648W
Working Temp.	-20°C/+50°C	-20°C/+50°C
Pixel Composition	SMD 3in1 RGB	SMD 3in1 RGB
SKU	66428	66509

**LED DISPLAYS POSTER**  
Outdoor



	P3	P3.84	Double-Sided P3	Double-Sided P3.84
Pixel pitch	3 mm	3.84 mm	3 mm	3.84 mm
Display size	600x1200 mm	600x1200 mm	600x1200 mm	600x1200 mm
Module size	200x200 pixel	200x200 pixel	200x200 pixel	200x200 pixel
Brightness	6000cd/m <sup>2</sup>	6000cd/m <sup>2</sup>	6000cd/m <sup>2</sup>	6000cd/m <sup>2</sup>
Pixel Density	80000dots/m <sup>2</sup>	48672dots/m <sup>2</sup>	102400dots/m <sup>2</sup>	67600dots/m <sup>2</sup>
Driver mode	1/16s	1/16s	1/16s	1/16s
Refresh rate	4000Hz	4000Hz	4000Hz	4000Hz
Working Temp.	-20°C/+70°C	-20°C/+70°C	-20°C/+70°C	-20°C/+70°C
Max Power	950W /m <sup>2</sup>	820W /m <sup>2</sup>	950W /m <sup>2</sup>	820W /m <sup>2</sup>
SKU	66027	66025	66028	66026

**LED DISPLAYS**  
Fix Indoor



	<b>P1.25</b>	<b>P1.86</b>	<b>P1.87</b>	<b>P2.5</b>	<b>P2.5</b>	<b>P3.07</b>
Pixel pitch	1.25 mm	1.86 mm	1.87 mm	2.5 mm	2.5 mm	3.07mm
Display size	640x480 mm	640x480 mm	480x480 mm	640x480 mm	240x240 mm	640x480 mm
Module pixels	512x384 pixel	344x258 pixel	256x256 pixel	320x160 pixel	192x192 pixel	208x156 pixel
Brightness	500-800cd/m <sup>2</sup>	500-800cd/m <sup>2</sup>	400-600cd/m <sup>2</sup>	650cd/m <sup>2</sup>	500-800cd/m <sup>2</sup>	600cd/m <sup>2</sup>
Refresh rate	3840Hz	6000Hz	3840Hz	3840Hz	3840Hz	3840Hz
Driver mode	1/64 Scan	1/64 Scan	1/32 Scan	1/32 Scan	1/32 Scan	1/32 Scan
Cabinet size	640x480mm	640x480mm	480x480mm	640x480mm	480x480mm	640x480mm
Working Temp.	-20°C/+50°C	-20°C/+50°C	-20°C/+50°C	-20°C/+50°C	-20°C/+50°C	-20°C/+50°C
Pixel Composition	SMD 3in1 RGB	SMD 3in1 RGB	SMD 3in1 RGB	SMD 3in1 RGB	SMD 3in1 RGB	SMD 3in1 RGB
SKU	<b>66221</b>	<b>66208</b>	<b>66019</b>	<b>635</b>	<b>66018</b>	<b>636</b>

**LED DISPLAYS**  
Rental Indoor




	<b>P1.95</b>	<b>P2.5</b>	<b>P2.6</b>	<b>P5</b>
Pixel pitch	1.95 mm	2.5 mm	2.6 mm	5 mm
Display size	500x500 mm	160x160 mm	--	320x160 mm
Module pixels	252x252 pixel	256x256 pixel	192x192 pixel	192x192 pixel
Brightness	3000cd/m <sup>2</sup>	2000cd/m <sup>2</sup>	2000cd/m <sup>2</sup>	2000cd/m <sup>2</sup>
Port Type	HUB75	HUB75	HUB75	HUB75
Driver mode	1/32 Scan	1/16 Scan	1/16 Scan	1/16 Scan
Cabinet size	500x500 mm	640x640mm	500x500mm	960x960mm
Working Temp.	-20°C/+50°C	-20°C/+50°C	-20°C/+50°C	-20°C/+50°C
Pixel Composition	SMD 3in1 RGB	SMD 3in1 RGB	SMD 3in1 RGB	SMD 3in1 RGB
SKU	<b>66465</b>	<b>620</b>	<b>101</b>	<b>614</b>

**LED DISPLAYS**  
FIX Indoor



	<b>P3</b>	<b>P4</b>	<b>P4</b>	<b>P5</b>	<b>P5 V2</b>
Pixel pitch	3 mm	4 mm	4 mm	5 mm	5 mm
Display size	192x192 mm	256x128 mm	256x128 mm	320x160 mm	320x160 mm
Module pixels	320x320 pixel	192x192 pixel	192x192 pixel	192x192 pixel	192x192 pixel
Brightness	2000cd/m <sup>2</sup>	2000cd/m <sup>2</sup>	2000cd/m <sup>2</sup>	2000cd/m <sup>2</sup>	2000cd/m <sup>2</sup>
Refresh rate	1920Hz	1920Hz	1920Hz	1920Hz	1920Hz
Driver mode	1/32 Scan	1/16 Scan	1/16 Scan	1/32 Scan	1/32 Scan
Cabinet size	960x960mm	640x480mm	768x768mm	960x960mm	960x960mm
Working Temp.	-20°C/+50°C	-20°C/+50°C	-20°C/+50°C	-20°C/+50°C	-20°C/+50°C
Pixel Composition	SMD 3in1 RGB	SMD 3in1 RGB	SMD 3in1 RGB	SMD 3in1 RGB	SMD 3in1 RGB
SKU	<b>638</b>	<b>639</b>	<b>611</b>	<b>612</b>	<b>640</b>


**LED DISPLAYS**  
Rental Outdoor



	<b>P2.9</b>	<b>P2.91</b>	<b>P3.91</b>	<b>P3.91</b>	<b>P5</b>
Pixel pitch	2.9 mm	2.91 mm	3.91 mm	3.91 mm	5 mm
Display size	500x500 mm	500x1000 mm	500x500 mm	500x1000 mm	960x960 mm
Module pixels	168x168 pixel	172x344 pixel	128x128 pixel	128x256 pixel	192x192 pixel
Brightness	5000cd/m <sup>2</sup>	5000cd/m <sup>2</sup>	5000cd/m <sup>2</sup>	6500cd/m <sup>2</sup>	7500cd/m <sup>2</sup>
Refresh rate	3840Hz	3840Hz	3840Hz	3840Hz	1920Hz
Driver mode	1/21 Scan	1/21 Scan	1/21 Scan	1/43 Scan	1/8 Scan
Max Power	650W	800W	650W	800W	750W
Working Temp.	-20°C/+50°C	-20°C/+50°C	-20°C/+50°C	-20°C/+50°C	-20°C/+50°C
Pixel Composition	1R1G1B	1R1G1B	SMD 3in1 RGB	SMD 3in1 RGB	SMD 3in1 RGB
SKU	<b>102</b>	<b>66209</b>	<b>628</b>	<b>615</b>	<b>616</b>

**LED DISPLAYS**

Transparent / Holographic



	Flexible		Rigid			
	P3.91	P6.25	P3.91	P3.91	P2.6X5.2	P3.91X7.8
Pixel pitch	3.84 mm	6.25 mm	3.91 mm	3.91 mm	3.84 mm	3.84 mm
Display size	250x1500 mm	250x1500 mm	1000X1000 mm	1000X500 mm	1000x1500x80 mm	1000x500 mm
Brightness	5000cd/m <sup>2</sup>	5000nits	2500cd/m <sup>2</sup>	3500cd/m <sup>2</sup>	1200nits	4500nits
Pixel Density	65536dots/m <sup>2</sup>	25600 dots/m <sup>2</sup>	32768dots/m <sup>2</sup>	32768dots/m <sup>2</sup>	-	98304dots/m <sup>2</sup>
Driver mode	1/16s	1/16s	1/16s	1/16s	1/16s	1/16s
Refresh rate	3840Hz	3840Hz	960Hz	960Hz	5120Hz	3840-5120Hz
Working Temp.	-20°C/+70°C	-20°C/+70°C	-20°C/+70°C	-20°C/+70°C	-20°C/+70°C	-20°C/+70°C
Max Power	800W /m <sup>2</sup>	800W /m <sup>2</sup>	400W /m <sup>2</sup>	400W /m <sup>2</sup>	-	-
SKU	66419	66418	66020	66526	66421	66420

**LED DISPLAYS**

FIX Outdoor Back Service



	P2.5	P3	P4	P4
Pixel pitch	2.5 mm	2.5 mm	4 mm	4mm
Display size	960x960 mm	960x960 mm	768x768mm	960x960mm
Module pixels	384x384pixel	320x320pixel	192x192pixel	320x160pixel
Brightness	6500cd/m <sup>2</sup>	6500cd/m <sup>2</sup>	6500cd/m <sup>2</sup>	6500cd/m <sup>2</sup>
Refresh rate	7680Hz	7680Hz	3840Hz	3840Hz
Driver mode	1/16 Scan	1/16 Scan	1/8 Scan	1/16 Scan
Cabinet size	960x960mm	960x960mm	768x768mm	960x960mm
Working Temp.	-20°C/+50°C	-20°C/+50°C	-20°C/+50°C	-20°C/+50°C
Pixel Composition	SMD 3in1 RGB	SMD 3in1 RGB	SMD 3in1 RGB	SMD 3in1 RGB
SKU	66500	66501	617	624

**LED DISPLAYS**

Module Indoor - Flex and Angle



	Flex				45°		
	P1.86	P2	P2.5	P3	P2	P2.5	P4
Pixel pitch	1.86 mm	2 mm	2.5 mm	3 mm	2 mm	2.5 mm	4 mm
Display size	320x160 mm	320x160 mm	320x160 mm	320x160 mm	320x160 mm	320x160 mm	256x256 mm
Module pixels	172x86 pixel	160x80 pixel	128x64 pixel	106x53 pixel	160x80 pixel	128x64 pixel	64x64 pixel
Brightness	600cd/m <sup>2</sup>	600cd/m <sup>2</sup>	750cd/m <sup>2</sup>	750cd/m <sup>2</sup>	800cd/m <sup>2</sup>	1200cd/m <sup>2</sup>	1000cd/m <sup>2</sup>
Refresh rate	4200Hz	4200Hz	4200Hz	1920-3840Hz	3840Hz	3840Hz	3840Hz
Driver mode	1/43 Scan	1/40 Scan	1/64 Scan	1/32 Scan	1/32 Scan	1/32 Scan	1/32 Scan
Module Power	21W	21W	21W	21W	20W	20W	20W
Working Temp.	-20°C/+50°C	-20°C/+50°C	-20°C/+50°C	-20°C/+50°C	-20°C/+50°C	-20°C/+50°C	-20°C/+50°C
Pixel Composition	SMD 3in1 RGB	SMD 3in1 RGB	SMD 3in1 RGB	SMD 3in1 RGB	SMD 3in1 RGB	SMD 3in1 RGB	SMD 3in1 RGB
SKU	66367	66368	66206	66207	66202	66201	66203

**LED DISPLAYS**

FIX Outdoor Back Service



	P5	P8	P8	P10
Pixel pitch	5 mm	8 mm	8 mm	10 mm
Display size	960x960 mm	960x960 mm	768x768 mm	960x960 mm
Module pixels	192x192 pixel	120x120 pixel	256x128 pixel	96x96 pixel
Brightness	6500cd/m <sup>2</sup>	6500cd/m <sup>2</sup>	6500cd/m <sup>2</sup>	6500cd/m <sup>2</sup>
Refresh rate	7680Hz	1920Hz	7680Hz	7680Hz
Driver mode	1/16 Scan	1/16 Scan	1/8 Scan	1/4 Scan
Cabinet size	960x960mm	960x960mm	768x768mm	960x960mm
Working Temp.	-20°C/+50°C	-20°C/+50°C	-20°C/+50°C	-20°C/+50°C
Pixel Composition	SMD 3in1 RGB	SMD 3in1 RGB	SMD 3in1 RGB	SMD 3in1 RGB
SKU	66506	66507	66556	607

**LED DISPLAYS**

FIX Outdoor



	<b>P3.91</b>	<b>P3.91</b>	<b>P4</b>	<b>P4</b>
Pixel pitch	3.91 mm	3.91 mm	4 mm	4 mm
Display size	1000x500mm	1000x1000mm	640x640 mm	960x960mm
Module pixels	256x128pixel	256x256pixel	160x160pixel	240x240 pixel
Brightness	6500cd/m <sup>2</sup>	6500cd/m <sup>2</sup>	6500cd/m <sup>2</sup>	6500cd/m <sup>2</sup>
Refresh rate	1920Hz	3840Hz	1920Hz	7680Hz
Driver mode	1/8 Scan	1/8 Scan	1/8 Scan	1/8 Scan
Cabinet size	1000x500mm	1000x1000mm	640x640mm	960x960mm
Working Temp.	-20°C/+50°C	-20°C/+50°C	-20°C/+50°C	-20°C/+50°C
Pixel Composition	SMD 3in1 RGB	SMD 3in1 RGB	SMD 3in1 RGB	SMD 3in1 RGB
<b>SKU</b>	<b>66173</b>	<b>148</b>	<b>66525</b>	<b>66504</b>

**LED DISPLAYS**

FIX Outdoor



	<b>P5</b>	<b>P5</b>	<b>P6.67</b>
Pixel pitch	5 mm	5 mm	6.67 mm
Display size	320x160mm	960x960 mm	960x960mm
Module pixels	128x128pixel	192x192 pixel	144x144 pixel
Brightness	6500cd/m <sup>2</sup>	6500cd/m <sup>2</sup>	6500cd/m <sup>2</sup>
Refresh rate	3840Hz	3840Hz	1920Hz
Driver mode	1/8 Scan	1/8 Scan	1/8 Scan
Cabinet size	640x640mm	960x960mm	960x960mm
Working Temp.	-20°C/+50°C	-20°C/+50°C	-20°C/+50°C
Pixel Composition	SMD 3in1 RGB	SMD 3in1 RGB	SMD 3in1 RGB
<b>SKU</b>	<b>66524</b>	<b>634</b>	<b>626</b>



**FIX INDOOR P3.91**

Dance Floor

Refresh Rate: 7680Hz  
 Brightness: 6500 cd/m<sup>2</sup>  
 Drive Mode: 1/16 Scan  
 Viewing Distance: 4 - 50m  
 Cabinet Size: 500x1000 mm  
 Number of Pixels in the Model: 128x256 pixels  
 Pixel Pitch: 3.91 mm  
 Module Size: 250x250 mm  
 Number of Modules: 8  
 Colors: 281 Trillion  
 Control: Nova Star  
 Maximum Power: 500 W

**SKU 66379**

**P4 OUTDOOR LED ROUND SIGN**

Market Display



Refresh Rate: ≥1920Hz  
 Brightness: 5000 cd/m<sup>2</sup>  
 Drive Mode: 1/10 Scan  
 Display Size: 600 mm (diameter)  
 Pixel Pitch: 4 mm  
 Maximum Power: 800 W  
 Minimum Power: 300 W

**SKU 66427**

**P5 STADIUM OUTDOOR LED DISPLAY**

Soft Mask



Brightness: 7500 cd/m<sup>2</sup>  
 Refresh Rate: 7680Hz  
 Control Mode: 1/8 Scan  
 Cabinet Size: 960x960 mm  
 Number of Pixels in the Model: 192x192 Pixels  
 Pixel Pitch: 5 mm  
 Maximum Power: 700 W  
 Pixel Area: 2,048 Dots

**SKU 66555**



Stage effects are technical and visual tools used in theatres, concerts, events and productions to create a stronger impact on the audience. They include lighting, smoke, lasers, pyrotechnics, projections, sound, and mechanical effects.

Their main advantages are that they enhance the emotional experience, support storytelling and capture the audience's attention. They also allow greater creativity and creation of memorable moments.

The purpose of stage effects is wide—they are used in theatre productions, concerts, festivals, television shows, corporate events, and even in cinema, where they contribute to realism and spectacle.



**HAZE MACHINE**

550W

Voltage: AC 220V ,50/60HZ,7A  
Power: 550W  
Output: 6000cuft/min  
Preheating time: 1Min  
Oil drum volume: 0.8L  
Control: Remote control, network port, digital tube control  
DMX channel: 2  
Product weight: 3.9KG  
Machine size: 332x160x258MM

SKU 66409



**DOUBLE HAZE MACHINE**

600W

Voltage: AC 220V-240V 50V/60Hz  
Limiting insurance: 5A/250V  
Power: 600W  
Tank Volume: 1.7L  
3 Fans angle: Adjustable  
Output of the wind turbine regulation: Support  
DMX-512: Support  
Controller: LCD controller LCD controller  
Preheating time: 0 second set-up time  
Net Weight: 17.80kg  
Product size: 460x320x300 mm

SKU 66379



**HANGING TYPE HAZE MACHINE**

1000W

Voltage: AC110~240V 50/60HZ  
Power: 1000W  
Warm-up time: 30 sec  
Control: DMX512/ Remote control/Manual  
Use consumables: Water based haze liquid  
Capacity of oil tank: 2L  
Weight: 9kg  
Size: 440x340x340mm

SKU 917



**FOG MACHINE REMOTE**

900W

Voltage: AC220V-240V 50/60HZ  
Power: 900W  
Control: Remote control/wire control  
Re-heating time: 40s  
Capacity of oil tanks: 1.5l  
Body color: Black with hanging bracket  
Machine Size: 530x270x320cm  
Weight: 3KG

SKU 910



**HAZE MACHINE**

1500W

Using voltage AC 220V ,50/60HZ  
Fuse: 10A,250V  
Power: 1500W  
Preheating time: 1Min  
Fuel consumption: about 60 min/L  
Screen type: OLED  
Control method: DMX-512 control , remote control  
DMX channel value: 2  
Net weight: 12KG  
Machine Size: 480\*343\*280mm  
Function: keep the smoke coming

SKU 66407



**FOG MACHINE**

1500W

Voltage: AC110-240V 50/60HZ  
Power: 1500W  
Control: remote contro/DMX 512  
Re-heating time: 5 mins  
Capacity of oil tanks: 3 l  
Machine Size: 510x260x150mm  
Weight: 6KG

SKU 913



**HAZE MACHINE**

2000W

Using voltage: AC 220V ,50/60HZ,10A  
Power: 2000W  
Output: 16000cuft/min  
Preheating time: 1Min  
Oil drum volume: 6L  
Control method: Remote control ,DMX-512 ,OLED control  
DMX channel value: 2  
Net weight: 18KG  
Machine size: 517.5x260x220mm

SKU 66406



**LED FOG MACHINE**

1500W

LEDs: 24x3w RGB 3 in 1  
Voltage: AC220/240V 50/60HZ  
Power: 1500W  
Display: LCD  
Control: DMX, remote control  
DMX channels: 6  
Re-heating time: 5 mins  
Tank capacity: 2.5 L  
Machine Size: 510x435x260 mm  
Weight: 8.5KG

SKU 129



**WATER LOW FOG MACHINE**

3000W

Voltage: AC110240V 50/60HZ  
Power: 3000W  
Cover area: 150-200 square meter  
Control: DMX512/remote control/manual  
DMX Channel: 2  
Consumable: water+heavy fog liquid  
Capacity of fog tank: 3L  
Capacity of water tank: 15L  
Machine Size: 714x400x316mm  
Weight: 52KG

SKU 908



**SMOKE MACHINE**

1500W

Use voltage: AC 220V, 50 HZ, 10A  
Power: 1500W  
Output: 40000cuft/min  
Warm-up time: 4 Min  
Oil drum volume: 3.0 L  
Control method: remote control, DMX-512, OLED control  
DMX channel value: 1  
Net weight: 9.25 KG  
Machine size: 525x350x233mm

SKU 66408



**OIL BASED HAZE MACHINE**

650W

Voltage: AC110-240V 50/60HZ  
Power: 650W  
Re-heating time: 0 second  
Capacity of oil tank: 2.5L  
Control: DMX-512, remote control, Manual  
Machine size: 590x450x450mm  
Weight: 23 kg

SKU 918



**LED AIR COLUMN SMOKE MACHINE**

1500W

Using voltage AC 220V ,50/60HZ,10A  
Power 1500W  
Output 6000cuft/min  
Preheating time 4Min  
Oil barrel volume 3L  
Control method: Remote control DMX-512 OLED screen control  
LED color RGB  
LED type Single Color  
Total power of single lamp bead 3 W  
Total number of lamp beads: 18 (6 red, green and blue)  
DMX channel value: 8  
Product weight: 10KG  
Machine size: 460x320x235mm

SKU 66410



**TWIN-TUBE COLUMN MACHINE**

3000W

Operating voltage: 220-240 V, 50/60 Hz  
Current limit insurance parameters: 15 A, 250 V  
Total power: 3000 W  
Warm-up time: about 8 minutes  
Oil drum volume: 3.0L  
Functions: Remote control, DMX-512, OLED control  
Single blast time: 10 seconds  
Maximum smoke output: approximately 78,000 cubic feet per minute  
DMX channels: 11  
Net weight: 20.5kg  
Machine size: 562x417x278mm

SKU 66411



**SMOKE MACHINE**

1500W

Use voltage: AC 220V, 50 HZ, 10A  
Power: 1500W  
Output: 40000cuft/min  
Warm-up time: 4 Min  
Oil drum volume: 3.0 L  
Control method: remote control, DMX-512, OLED control  
DMX channel value: 1  
Net weight: 9.25 KG  
Machine size: 525x350x233mm

SKU 66408



**SPARK FIREWORK MACHINE**

400W

Voltage: AC 110-240V 50/60 HZ  
Power: 400W  
Control: DMX, remote control  
Temperature: -10° -50°C  
Height: 1-5 m  
Spray direction: Erect  
DMX Channel: 2  
Weight: 9,5 kg

SKU 902



**FIREBOLT FIRE MACHINE**

250W

Voltage: AC110-240V 50/60HZ  
Power: 250W  
Spray Height: 1-2 meter  
Control: DMX512/remote control  
DMX Channel: 4  
Gas: LPG fire gas bottle  
Machine Size: 500x350x270mm  
Weight: 13KG

SKU 905



**XL LED RGB 6x3W CO2 Gun**

Manual

Spray Height: 6-7 meters

SKU 66121



**CO2 LED CONFETTI GUN**

Manual

Spray distance: 6-8 meters  
Control mode: manual (lithium-ion battery) with lamp high-voltage  
Tube length: 3 meters  
Weight: 5 kg  
Size: 760 x355 x270 mm, (3 meters tube)

SKU 66413



**LED ELECTRIC CONFETTI MACHINE**

1236W

Voltage: AC110-240V 50/60HZ  
Power: 1236W  
Control: DMX 512 remote control  
Height of ejection: 6-8M  
DMX Channel: 7  
Confetti capacity: 0.5KG  
Machine size: 280/ 280/ 550 mm  
Weight: 8KG

SKU 907



**MINI BATTERY BUBBLE MACHINE**

Remote

Voltage: AC110V-220V  
Frequency: 50-60Hz  
Power: AC/Batteries  
Control mode: Auto, Remote control  
Battery: 8x NO.5 crown cell  
Tank Capacity: 0.6L  
Bubble Output: 2400 bubble/min  
Net weight: 1.5kg  
Size: 240x230x215mm

SKU 134



**BUBBLE MACHINE**

300W

Voltage: AC 110/230V 50-60Hz ± 10%  
Power: 300W  
Bubble Oil Capacity: 2.5L  
Bubble covered area: 200 m2  
Control: Remote control (30) meters, manual  
Product Dimensions: 415x250x415mm  
Weight: 12 kg

SKU 968





Stage Lights

Stage lighting is a key element in the performing arts, used to illuminate performers and the stage space, as well as to create atmosphere and mood. It includes various types of spotlights, color filters, moving heads, and control systems that allow precise manipulation of light.

The main advantages of stage lighting are that it directs the audience's attention, highlights important moments, and creates visual depth. By changing colors, intensity, and direction of the light, different emotions and dramatic effects can be achieved.

Stage lighting is widely used in theatre, concerts, television productions, live events, and cinema. It is an essential tool for directors and set designers, as it contributes significantly to the overall impact and perception of a performance.



**RGB ANIMATION LASER LIGHT**  
1W

Voltage: AC90-240V, 50/60HZ  
Consumption: 120W  
Scanner: 20kkps  
Laser power: 1x170mW Red 638nm, 1x100mW Green 520nm, 1x700mW Blue 445nm  
Colors: RGB full color  
Control signal: DMX-512  
Control mode: music, auto, master-slave and DMX-512, ILDA control  
DMX channel: 10/34ch  
Size: 270x200x160 mm  
Weight: 5.5 kg

SKU 164



**RGB ANIMATION LASER LIGHT**  
2W

Voltage: AC90-240V, 50/60HZ  
Consumption: 120W  
Scanner: 25kkps  
Laser power: 1x500mW Red 638nm, 1x800mW Green 520nm, 1x1700mW Blue 450nm  
Colors: RGB full color  
Control signal: DMX-512  
Control mode: music, auto, master-slave and DMX-512, ILDA control  
DMX channel: 10/34ch  
Size: 270x200x160 mm  
Weight: 5.5 kg

SKU 165



**RGB ANIMATION LASER LIGHT**  
5W

Voltage: AC90-240V, 50/60HZ  
Consumption: 120W  
Scanner: 25kkps  
Laser power: 1x1000mW Red 638nm, 1x1000mW Green 520nm, 1x3000mW Blue 450nm  
Colors: RGB full color  
Control signal: DMX-512  
Control mode: music, auto, master-slave and DMX-512, ILDA control  
DMX channel: 10/34ch  
Size: 270x200x160 mm  
Weight: 5.5 kg

SKU 166



**MINI LASER LIGHT RGB**  
2W

Configuration: W2000C(R500+G400+B1200)  
Operation voltage: AC100~240V 50/60HZ  
Power consumption: ≤35W  
Control mode: auto/master-slave/Dmx512  
Control interface: 3 pin Dmx512  
Color: RGB  
Effect: one beam RGB effect  
Channel: 7CH  
Application: disco, clubs, KTV, pub, bar, family party  
Working temperature: 0-35

SKU 66110



**FULL COLOR ANIMATION LASER**  
500mW-1000mW

500MW power: Green 80mw, red 350mw blue 150mw  
1000MW Power: Green 100mw, Red 300mw, Blue 600mw  
Playback system: DMX512, voice control, automatic,  
Control system: High-speed galvanometer; scanning angle ±20°  
Program effect: Show beam effect in three-dimensional space, enhance space  
Control interface: DMX512 (12 control channels)  
Power supply: AC 110/220V 50/60HZ  
Hole size: 20cm deep 18cm

SKU 66372



**FULLY EMBEDDED BUTTERFLY LASER**  
Manual

Laser: 500MW green light/150MW red light  
Lamp bead: LED 4 in 1 RGBW 2x10W Voltage: AC110/240V 50-60HZ  
Power: 50W Strobe LED: 20W white light  
Control: DMX512, voice control, master-slave, self-propelled  
Function: dot matrix effect, music dynamic opening size: 20cm deep 18cm\*

SKU 66373



**FULLY EMBEDDED MAGIC BALL 3IN1**  
Manual

Working voltage: AC95V-245V/50Hz  
Product power: 40W (magic ball 15W, strobe 20W, 30mW red and green laser)  
Lamp bead parameters: 1 15W Osram 4 in 1 lamp bead, 2 10W strobe, 30mW red and green laser  
Control method: international general DMX512, 13 channels  
Working mode: DMX512, master/slave, self-propelled, voice control  
Dimming method: 0~100% super smooth dimming  
Strobe: 20 times/second  
Hole size: 20cm deep 18cm

SKU 66374



**SIX BEE EYE LASER**  
Manual

Working voltage: AC220V/50Hz  
Product power: 80W  
Lamp parameters: 6\*10W four-in-one and 1\*50mW green laser  
Control method: international general DMX512, 9 channels  
Working mode: DMX512, master/slave, self-propelled, voice control  
Dimming method: 0~100% super smooth dimming  
Strobe: 20 times/second  
Hole size: 20cm deep 18cm

SKU 66375



**MOVING HEAD LASER 2W**  
R500mW G500mW B1W

Rated voltage: AC100~240V 50/60Hz  
Power consumption: ≤100W  
Scanner: 2W, 3W 25kpps, 4W 30K, scan angle: max±30°;  
Input signal: ±5V; Linearity distortion < 2%  
Motor: 3 phase 42 motor 2pcs  
Scan: X axis 540° rotation, Y axis 270° rotation  
Modulation: Analog  
Beam diameter and divergence: 3+6.5mm; 1.5mrad  
Control mode: Music (black out) / automatic / master-slave / DMX512 (6/40CH) / ILDA  
Control interface: 3 pin DMX512 / 25DB ILDA  
Demonstration effect: built-in 140 pattern and 5 pages of animation  
DMX effect: Single pattern mode, and with the function of unique blanking, strobe, rotation, movement, billowing, zoom

SKU 66108



**LED MOVING HEAD LIGHT**  
200W

Voltage: AC110-240V, 50/60Hz  
Total power: 200W  
Color wheel: 13 colors + white  
Gobo wheel: 11 patterns + white aperture  
Operating temperature: -10° - 50°  
Color temperature: 8000K  
Control mode: DMX512, master-slave mode, voice control mode  
Prism: Single prism  
Index: 70  
Performance: In line with CE ROHS standard  
Protection level: IP20  
Size: 280/180/460 mm

SKU 66518



**MOVING HEAD LASER 4W**  
R1W G1W B2W

Rated voltage: AC100~240V 50/60Hz  
Power consumption: ≤100W  
Scanner: 2W, 3W 25kpps, 4W 30K, scan angle: max±30°;  
Input signal: ±5V; Linearity distortion < 2%  
Motor: 3 phase 42 motor 2pcs  
Scan: X axis 540° rotation, Y axis 270° rotation  
Modulation: Analog  
Beam diameter and divergence: 3+6.5mm; 1.5mrad  
Control mode: Music (black out) / automatic / master-slave / DMX512 (6/40CH) / ILDA  
Control interface: 3 pin DMX512 / 25DB ILDA  
Demonstration effect: Built-in 140 pattern and 5 pages of animation  
DMX effect: Single pattern mode, and with the function of unique blanking, strobe, rotation, movement, billowing, zoom

SKU 66362



**RGB LASER BAR**  
12W

Configuration: W2000(R500 + G400 + B1.2W) x 6pcs  
Rated Voltage: AC100~240V 50/60Hz;  
Power consumption: ≤200W  
Laser color: RGB full color  
Beam diameter: φ15mm  
Motor: 7pcs 42 high torque stepper motor  
Modulation: analog  
Rotation: Y axis 240° rotation, each head 140° rotation  
Channel: 14/35/42CH  
Control mode: sound / automatic / DMX512 / master-slave  
Control technology: RDM data bidirectional transmission DMX512 upgrade  
Operating requirement: Dry, less dust, 0~35°

SKU 66106



**MOVING HEAD LASER 10W**  
R3W G3W B4W

Configuration: 10000W(R635-3W/ G525-3W/ B450-4W)  
Operation voltage: AC100-230V, 50/60Hz  
Power consumption: 250W max  
Scan system: 40kpps scanner, max± 30° Horizontal scan: 540° (16 bit precision scan) Vertical scan: 270° (16 bit precision scan)  
Modulation: Analog  
Animation laser beam diameter: 10W laser beam diameter 6+6.5mm; 6W laser  
Divergence: 1.5mrad  
Control mode: DMX512 (6/40CH), auto, sound, master-slave, ilda, SD card  
Control interface: 3 pin DMX512, 25DB ILDA, SD card  
Control technology: RDM data bidirectional transmission temperature  
DMX effect: pattern can output the function of unique blanking, strobe, rotation, movement, zoom

SKU 66105



**RGB SCANNER LASER BAR**  
12W

Configuration: W2000(R500 + G400 + B1.2W) x 6pcs  
Rated Voltage: AC100~240V 50/60Hz;  
Power consumption: ≤200W  
Laser color: RGB full color  
Beam diameter: φ15mm  
Motor: 7pcs 42 high torque stepper motor  
Modulation: analog  
Rotation: Y axis 240° rotation, each head 140° rotation  
Channel: 14/35/42CH  
Control mode: Sound / automatic / DMX512 / master-slave  
Control technology: RDM data bidirectional transmission DMX512 upgrade  
Operating requirement: Dry, less dust, 0~35°

SKU 66107



**MOVING HEAD WASH**  
19x40W RGBW 4in1

Voltage: AC90-240V / 50-60Hz  
Power: 800 w  
Beads: 19 x 40 W Osram 4 in 1 Beads  
Beam angle: 4-60°  
Channels: 21CH/23CH/35CH/78CH/92CH/97CH/99CH/101CH  
Control mode: DMX/master-slave/voice control  
Software upgrade: Software upgrade via RDM  
Horizontal scanning: 540 degrees + 16bit fine adjustment  
Vertical scanning: 250 degrees + 16bit fine adjustment  
Strobe: 1-25 times/second or random  
Size: 500x350x225 mm

SKU 66516



**RGB LASER BAR HOT WHEELS**  
12W

Configuration: W2000C(R635-500mW/G525-400mW/B450-1.2W)x6pcs  
Rated voltage: AC100~240V 50/60Hz 140W@AC220V  
LED strobe source: 0.2W RGB x90pcs  
Control mode: Sound / Automatic / Master-slave / DMX512 (25CH/55CH)  
Control interface: 3 pin DMX512 IN/OUT  
Effect: 16 kinds of Auto dynamic effect, built-in rich color macro function  
Laser effect: Beam  
LED effect: Strobe  
X axis: infinite rotation  
Single axis stroke: 0-140° scanning range  
Scanning system: precision stepping motor  
Electronic control technology: RDM data bidirectional transmission DMX512 upgrade  
Cooling system: Low noise air cooling

SKU 66109



**ZOOM WASH MOVING HEAD**  
12x60W 4in1

Voltage: AC100~240V 50/60HZ  
Power: 12\*60W (800W)  
Lamp beads: 12 4-in-1 60-watt LED lamp beads  
Control mode: DMX512, self-walking, master-slave, with RDM function.  
Channel: 20 ch. 53 ch. 101 ch. 155 ch. 169 ch  
Dimming: 16bit 0~100% linear dimming  
Features: Single Wobble + stain + beam  
Working environment temperature: -30 degrees ~50 degrees  
Stroboscopic frequency: 1~30HZ  
Appearance: Metal, black  
Connection: DMX512 Input/Output/Power input/Output.  
IP class: IP20  
Dimensions: 1000 x 300 x 165 mm

SKU **66514**



**STAGE LASER**  
10x80W Cold White + 5050 RGB 180 pcs

Voltage: AC100-240V 50/60HZ  
Control mode: DMX512, self-propelled, master-slave, voice control, with RDM  
Lamp beads: Main light 10 PCs 80W + auxiliary light 5050 RGB 180 PCs  
Channel: CH4/CH15/CH24  
Dimming: 32bit 0 ~ 100% linear dimming  
Features: light beam + flash + auxiliary light + dyeing  
Working temperature: -30°~ 50°  
Strobe frequency: 1 ~ 30HZ  
Appearance: Metal, black  
Connection mode: DMX512 input/output/power input/output  
IP rating: IP20  
Size: 570x150x230mm

SKU **66515**



**LED WALL WASHER LIGHT**  
IP65 18x10W RGBWY

Voltage: 100-240V 50-60Hz  
Power consumption: 200W  
LEDs: 18 x 10 RGBWY LED  
Beam Angle: 20°  
Display: OLED display  
Filter angle: 13°-79°  
Electronic frost: linearly adjustable electronic frost  
Control mode: DMX512, Master-slave, Auto, RDM  
DMX Channel: 2CH / 6CH / 9CH / 92CH / 94CH  
Power con: Power con in/out  
Signal: 3pin/5pin XLR CONNECTION IN/OUT  
Feature: Can be installed horizontally or vertically, and spliced around.  
Waterproof rate: IP65

SKU **66519**



**STAGE LIGHT Fly Eye**  
7x40w RGBW 4-IN-1 LED

Life Span: 50000H  
Light Source: 7\*40W RGBW 30\*0.2W 3-IN-1 RGB LEDs  
PAN: 540°(8/16 bit)  
TILT: 270°(8/16 bit)  
Dimming System: 0-100% Smooth linear LED dimming  
Control System: 30/42/58 DMX channels USITT DMX-512 DMX512, master-slave, sound activated or auto operation  
Display System: 1.44" TFT LCD display  
Product Dimensions: 207(D)\*266(W)\*346(H)mm  
Weight: 10 kg

SKU **66520**



**STAGE LIGHT CRAZYCUBE 46**  
4\*60W 4-IN-1 RGBW

Source: 4\*60W 4-IN-1 RGBW LEDs  
Optics: 4PCS high efficiency lens 3.5°Projection angle  
PAN: 2 modes 1. 360° Continuous movement 2. 540°(8/16 bit)  
TILT: 2 modes 1. 360°Continuous movement 2. 270°(8/16 bit)  
Each mini head: PAN movement: 76° (8/16 bit) TILT movement: 76° (8/16 bit)  
Colors: Sophisticated 4 colors RGBW mixed Linear CTO 2500-8000K  
Strobe Effect: 1-25Hz shutter/strobe effect with variable speed  
Dimming System: 0-100% Smooth linear LED dimming  
Control System: 37/88 DMX channels USITT DMX-512  
Display System: 1.44" TFT LCD display  
Product Dimensions: 224(D)\*224(W)\*262.5(H)mm  
Net Weight: 14.2kg

SKU **66521**



**STAGE LIGHT GRAND 280C**  
BSW 280W

Voltage: AC110-240V,50/60Hz  
Total power: 1\*OSRAM 230W White LED module(30+36+42)\*0.2W 3-IN-1 SMD RGB LEDs  
Protection level: IP20  
Size: 655x380x355mm  
Net weight: 14.27kg

SKU **66522**



**STAGE LIGHT MASTER 310**  
30\*0.2W 3-IN-1 RGB

Light Source: 1\*310W White Laser 30\*0.2W 3-IN-1 RGB LEDse  
PAN: 2 modes 1. 360°Continuous movement 2. 540°(8/16 bit)  
TILT: 2 modes 1. 360°Continuous movement 2. 270°(8/16 bit)  
Color System: 1 Color wheel with 13 dichroic colors plus open 6-Color wheelStrobe  
Effect: 0-25Hz LED shutter/strobe effect with variable speed  
Dimming System: 0-100% Smooth linear LED dimming  
Control System: 21 DMX channels USITT DMX-512 master-slave, sound or auto, IR  
Gobo System: 1 Static gobo wheel with 13 gobos plus open  
3 Prisms (5-facet linear prism/8+16-facet circular prism/8+16+24-facet prism)  
Prism Wheel 2 : 3 Prisms (6-facet linear prism/8-facet circular prism/16-facet prism)  
Display Syst: 1.44" TFT LCD display  
Product Dimensions: 261.8x297.9x513.7mm

SKU **66523**



**LED MAST LIGHT**  
LED RGBWA+UV 6in1 mixing color

Power Supply: AC 100-240V/50-60Hz  
Power consumption: 90W  
Light source: 9pcs LED RGBWA+UV 6in1 mixing color  
BeamAngle: 25°  
Dimmer: 0-100% dimmer  
Strobe rate: 0-24HZ  
Working Environment: -20°-40°  
IP rate: IP20,indoor  
DMX Channels: 2 DMX modes, 6channels mode & 10 channels mode  
Control Mode: DMX512,Master-slave,Sound,Auto,Wireless,Wifi, Remote  
Battery type: Lithium Ion  
Battery Charge Time: 6 hours(full power)  
Battery Life: (all on) 4hours, (single Color) 24hours

SKU **66524**



**LED MOVING HEAD SPOT**  
10W

Input power: AC100-240V 50/60Hz  
Power consumption: 22W  
Output LUX: 1500 LUX at 3 meters  
LED: 1 PCS 10W high power white Cree LED  
DMX Channel: 9/11 channels  
Pan: X axis 540 degree  
Tilt: Y axis 270 degree  
Control mode: DMX512/Master-slave/Auto/Sound  
Color wheel: 7 color+open  
Gobo Wheel: 7 gobo+open, gobo-flow effect,gobo shake  
Feature: 8 internal program, sound mode can control by DMX512  
Beam angle: 13 degree  
Size: 14x16x29 cm

SKU 984



**LED MINI MOVING HEAD**  
60W RGBW 5050 SMD 3in1

Input Voltage: AC100V-240V,50-60HZ Power Consumption: 60W  
Light Source: 60W RGBW LED with 5050 SMD 3in1 MINI moving  
Control mode: DMX512,Sound, Master/Slave, Auto run&Sound active  
Channel: 16/21 CH  
Beam Angle: 8°  
Product Size: 160/150/230cm  
Weight: 4 kg

SKU 965



**LED MOVING HEAD SPOT**  
30W Remote Control

Voltage: AC100-240V, 50/60HZ 60W  
Light Source: 1pc\*30W White Lamp Bead  
Laser: Green 80mW  
Control Channel: 9/11CH  
Control Mode: Auto,DMX512,Master-slave,Sound  
Pan/Tilt: 540 degrees/270 degrees

SKU 123



**LED ZOOM BEAM MOVING HEAD**  
80W

Input voltage: 110-260 V, 50/60 Hz  
Power: 150W  
Light source: 80W LED  
Control mode: DMX 512, Auto, Master-slave, Sound  
Channel: 16ch /20ch  
2DMX Modes: STD (16ch)/EXT (20ch)  
Prism: 8 linear prism rotating, 16 linear prism rotating  
Color Wheel: 13 colors+white  
Gobo Wheel: 11 gobos+white,gobo-flow effect,gobo shake  
Function: Dyeing, strobe, zoom, light beam effect  
Pan: 540° (16bit) Electric correction  
Tilt: 270° (16bit) Electric correction  
Dimensions: 460(L)\*250(W)\*290(H)mm

SKU 982



**LED MOVING HEAD SPOT**  
60W + 12x0.2W RGB

Total power: 100W  
Light source: 1x60W white lamp bead, 12 RGB 0.2W lamp bead  
Pattern: 7 patterns + white light  
Color: 7 colors + white light  
Channel: 10/12CH  
Control mode: Voice control, master - slave, self - walk, DMX  
Level: X axis: 540° Y axis: 270°

SKU 66122



**LED MOVING HEAD SPOT**  
90W

Voltage: 100-240V 50/60Hz  
Power: 120V 60Hz 148W(0.1A)max,2A inrush  
Beam angle: 14degrees  
Channel: 14ch  
Light source: 1PCS 90W high power White LEDs Life rated:more than 50,000hrs  
Size: 250\*255\*360mm

SKU 985



**LED SPOT MOVING HEAD LIGHT**  
60W

Voltage: 100-240V 50/60Hz  
Power consumption: 80 W  
Color: 8 colors  
Gobo: 8 gobos  
Channel: 9/11ch  
Light source: 1PCS 60W high power White LED  
Control: DMX, Sound, Master-slave, Auto  
Size: 198\*144\*272 mm

SKU 689



**LED SPOT WASH MOVING HEAD**  
120W 7x4W RGBW 4in1

Voltage: AC100-240V, 50/60Hz  
Rated power: 180W  
Lamp Beads: 120W White light +7x 4W 4-in-1 RGBW  
Heat dissipation system: convection heat transfer, air cooling, intelligent temperature control protection  
Working mode: DMX512 signal/master/slave/self-walking/voice control  
Control mode: International DMX512, 15/20CH  
Panel display: 0.39 inch 4 digit tube +4 keys  
Scanning speed: horizontal 540°, vertical 270° / speed adjustable  
Scanning positioning: electronic automatic positioning  
Color Plate: 7 colors + white light with rainbow effect  
Pattern Plate: 8 patterns + white light, with pattern shake effect  
Prism: Honeycomb prism, rotatable, adjustable speed

SKU 66223



**LED MOVING HEAD MINI BEAM**  
100W

Power: 150W  
Light source: 1pc 100W LED White color  
Working lifetime: About 50000 hours  
Working temperature: -20°-40°  
Channel: 12ch  
Control mode: DMX 512, Auto, Master-slave, sound  
Power Socket: Powercon In/Out  
DMX socket: 3pin DMX In/Out  
Dimmer: 0-100% dimmer  
Prism: 8 prisms  
Color wheel: 7colors+white  
Gobo wheel: 7gobos+white  
Size: 330x280x260mm

SKU 973



**LED MOVING HEAD MINI BEAM**  
100W Steel Cannon

Working voltage: AC95V-245V/50Hz  
Product power: 100W  
Pattern parameters: 10 patterns, 8 colors 4.  
Lamp bead parameters: 180W white light bead  
Control mode: international general DMX512, 10 channels  
Working mode: DMX512, master/slave, self-propelled, voice control  
Dimming mode: 0~100% ultra-smooth dimming  
Strobe: 20 times/second  
Opening size: 22cm deep 8cm

SKU 975



**LED MOVING HEAD SPOT**  
120W Three prism wash gobo 2in1

Working voltage: AC95V-245V/50Hz  
Total product power: 140W  
Pattern parameters: 8 patterns, 8 colors 4.  
Lamp parameters: 1 80W white lamp, 6 5050 8W RGBW lamp beads  
Control mode: international general DMX512, 15 channels  
Working mode: DMX512, master/slave, self-propelled, voice control  
Dimming mode: 0~100% ultra-smooth dimming  
Strobe: 20 times/second  
Opening size: 22cm deep 8cm

SKU 974



**LED MOVING HEAD**  
120W

Working voltage: AC95V-245V/50Hz  
Product power: 120W  
Pattern parameters: 10 patterns, 8 colors 4.  
Lamp bead parameters: 1 100W white light bead  
Control mode: international general DMX512, 10 channels  
Working mode: DMX512, master/slave, self-propelled, voice control  
Dimming mode: 0~100% ultra-smooth dimming  
Strobe: 20 times/second  
Opening size: 22cm deep 8cm

SKU 977



**LED MOVING HEAD SPOT WASH**  
150W 3in1

Voltage: AC100-240V,50/60Hz  
Power: 280W  
LED source: 150W White LED  
Channel: 18 DMX channel  
Control: DMX/Master-slave/Auto/Sound  
Pan: 540 degree + fine  
Tilt: 270 degree + fine  
Zoom range: 8-17°  
Color Wheel: 9 colors + open, with rainbow effect  
Static Gobo Wheel: 10 gobos  
Rotation gobo wheel: 6 gobos+open  
Prism: 3 facet prism with bi-direction rotating  
Frost: With frost effect

SKU 125



**LED BEAM MOVING HEAD**  
150W with Halo

Power: 150W  
Light Source: High Power 1\*100W LED  
Lighting Life: 50000 hours  
Color temperature: 7000K-8000K  
Beam Angle: 2.5 degrees  
Display mode: LCD display, lamp temperature display, Chinese and English display, reversible display  
Working mode: DMX512 mode, self-propelled mode, voice control mode and master-slave mode  
DMX Channel Mode: 17 DMX  
Pan: 540 Degree (16 Bit) Electrodynamic Correction  
Tilt: 270 Degrees (16 Bits) Electro-dynamic Correction  
Dimming Level: 0-100% Perfect Linear Dimming System

SKU 66304



**LED MINI BEAM 7R MOVINH HEAD**

250W

Voltage: 100-240V 50/60Hz  
Power: 250W  
Channel: 16ch  
Light source: 230W Lamp  
Gobo wheel: 14 metal gobos+white  
Color wheel: 13 colors+white  
Lens: 6-layer optic glass lens  
Motor: 2-phase step motors  
Size: 31x22x44cm

SKU 686



**LED MOVING HEAD**

150W

Voltage: AC100-240V, 50/60Hz  
Rated power: 150W  
Lamp bead: 100W white light  
Heat dissipation system: convection heat transfer, air cooling, intelligent temperature control protection  
Working mode: DMX512 signal/master/slave/self-walking/voice control  
Control mode: International DMX512, 10/13CH  
Panel display: 0.39 inch 4-bit nixie tube +4 buttons  
Scanning speed: adjustable horizontal 540° and vertical 270° / speed  
Scanning positioning: electronic automatic positioning  
Color Plate: 12 colors + white light, with rainbow effect  
Pattern plate: 13 patterns + white light, with pattern shaking effect  
Prism: Honeycomb prism, rotatable, adjustable speed

SKU 66224



**LED BEAM MOVING HEAD**

230W

Voltage: 100-240V 50/60Hz  
Power: 230W  
Channel: 16ch  
Light source: 230W  
Gobo wheel: 17 metal gobos+white  
Color wheel: 14 colors+white  
Lens: 6-layer optic glass lens  
Motor: 2-phase step motors  
Display: Roller Button screen  
Cartonsize: 410x460x510mm

SKU 685



**LED BSW MOVING HEAD**

250W - Hybrid

Zoom angle: 5,5-30°  
Input Voltage: AC90-260V 50/60Hz  
Power Consumption: 350W  
Light Output: 13300lux/5m white light zoom in  
Light Source: 250W High Output White LED  
Control Signal: DMX 512, master-slave and sound activated or auto operation  
Control Channel: 16/18 DMX Channels USITT DMX-512  
Prism: 8-facet Prism, bi-directional rotatable at variable speeds  
Dimensions: 320(L)x220(W)x480(H)mm

SKU 981



**BEAM SPOT WASH MOVINH HEAD**

280W 3in1

Voltage: 100-240V 50/60Hz  
Power Dissipation: 400W  
Lamp: 280W YODN LAMP (10R) beam spot wash moving  
Channel mode: 24 /16 CH DMX512 Channel  
Pan scan: 540°(16bit) Electric correction  
Tilt scan: 270° (16bit) Electric correction  
Color wheel: one color wheel, 14 kinds of color chips in one color wheel  
Gobo: 14 static gobos, 9 rotation gobos;  
Effect Wheel: Rotation eight prism, effect move, frost  
Lens: optical system achanical fouce beam angle 0~4°

SKU 66352



**BEAM SPOT WASH MOVINH HEAD**

280W - 3in1 RGB LED

Voltage: 220V AC 50/60Hz  
Power: 380W  
Bulb size: 300W high power white light  
LED color panel: basic color 9 + white light, adjustable speed rainbow effect  
Fixed pattern: 10 patterns + white light, pattern flow from slow to fast  
Rotating pattern plate: 7 patterns + white light, bidirectional variable speed rotation  
Prism: 6 prism +6 row mirror + atomizing mirror (optional multicolor mirror)  
Dimming: 1-20 times/second  
Focus: Electronic focus, 6 degrees to 24 degrees linear zoom  
Rotation Angle: horizontal direction 540°, vertical direction 270°.  
Control mode: DMX512, 18 channels  
Operating mode: Single-machine mode, controller mode, master/slave synchronous mode

SKU 66230



**LED MOVING HEAD**

300W

LED source: 300W LED  
 Led Source: 1\*300W 8000K white LED,16\*10W RGBW  
 Working Time (hours): 50000  
 Fixed gobo wheel: 8 fixed gobos+open and bi-direction rotation  
 Color Temperature: 6000K (Daylight Alert)  
 Pan X: 540 degree, Tilt Y: 270 degree  
 DMX512,Master/slave,Sound,Auto mode DMX  
 Channel: 25ch/18ch Dimmer from 0-100%, Strobe  
 Beam angle: 3 degree  
 1 rotate gobo wheel (7 gobos + open) and 1 fixed gobo wheel (8 gobos + open)  
 1 Color wheel: 7 main colors + open with rainbow effect 2 Prism disk, Rotation prism, Focus Temperature protect function powercon in & out, color screen, Silent fan, good housing Pan/Tilt 0-255 speed controllable

SKU 126



**LED BEAM MOVING HEAD**

330W

Power Supply: AC110V-240V 50/60hz  
 Power: 350W  
 Light source: 15R 330W Lamp  
 Lens: 6-Layer option glass lens  
 Beam angle parallel beam angle: 0-3.8°  
 Color temperature: 8000K  
 Prism: prism 1: Floral prism rotation, prism 2: 8 Prism rotation  
 Gobo: 13 gobos+blank double rotation rainbow effect  
 Colors 13 color+blank,single rotation rainbow effect  
 Focus: option focus  
 Mode of control: DMX512/Master-slave/Sound /Stand-alone /Auto mode  
 Pan: 540degree (16bit) Electric correction  
 Tilt: 270degree (16bit) Electric correction

SKU 687



**LED ZOOM MOVING HEAD**

400W

Voltage: AC100V-240V Rated frequency: 50/60HZ  
 Color temperature: 2800K-6000K color temperature correction  
 Color: with 2 colors + white light (can do color rendering effect)  
 Lens: High precision glued optical lens.  
 Soft light effect: Adjust the size of the light spot angle of soft light.  
 Focus: Linear focus.  
 CTO function: Linear color temperature  
 Number of channels: 11CH Control mode: master-slave, self-propelled, standard DMX512  
 Projection light range: X direction 540°, Y direction 250°, can automatically correct the positioning.  
 Spot angle: 5-60°.  
 Number of motors: 4 ultra-quiet motors in total.  
 Appearance: high temperature plastic + molded alloy material

SKU 66225



**LED BSW 3in 1 MOVING HEAD**

400W - CMY and CTO

Input Voltage: AC100V-240V,50-60HZ Power Consumption: 430W  
 Light source specification: SSL350W  
 Lumen illuminance: 4 meters 80,000 lm  
 Horizontal scan: 540 degrees (16bit precision scan) electronic error correction  
 Vertical scanning: 270 degrees (16bit precision scanning) electronic error correction  
 Focusing system: linear adjustment from 4 meters to 50 meters  
 Atomization system: 1 independent atomization effect, soft and natural light spot  
 Magnification angle: 4-35 degrees  
 High-speed strobe: 0-30 times/sec. Adjustable speed strobe effect.  
 Strobe macro function  
 Color: 12 colors + white light. Color half-color function  
 Color system: independent CMY+CTO color mixing system  
 Fixed patterns: 12 fixed patterns + white light

SKU 66125



**4 LED WASH MOVING HEAD**

100W

Working voltage: AC95V-245V/50Hz  
 Power sumption: 100W  
 Control mode: DMX512,auto,sound,master-slave  
 Channel: 15/10CH  
 Dimmer: 0-100% super dimmer  
 Strobe: 25 times per second

SKU 976



**6 LED MOVING HEAD**

120W

Voltage: AC100V-240V/50-60Hz  
 Machine power: 120W  
 Lamp beads: 15W, RGBW four-in-one LED lamp beads  
 Number of beads: 6  
 Lens: Lens Aspheric lens Supports DMX signal priority recognition, signal retention when DMX signal is interrupted  
 Beam angle: 1.5°  
 Spot angle: minimum 6°, maximum 51°  
 Color Rotation System: Color Rotation System: RGBW 4-in-1 Rotation, Macro Function  
 1-30 times / sec electronic strobe and random strobe  
 Dimming: 65536 electronic dimming, super smooth and no flicker  
 Scanning system: horizontal 540° / 1.5 seconds, vertical 180° / 0.5 seconds  
 Control mode: DMX512, stand-alone mode, voice control mode, master/slave mode, wireless DMX512 (optional)

SKU 986



**LED MINI BIG EYE BEAM MOVING HEAD**

7X40W

Maximum power: 500W  
 Light source: 7pcs 40W four-in-one OSR lamp beads  
 Color temperature: 2800K-8500K  
 Display: Color screen  
 Spot angle: 4.5°-45°  
 Control mode: DMX512, voice control, self-propelled  
 Channel mode: 23CH/35CH/51CH  
 Function and effect: With CTO, dyeing, beam, effect mode (vortex, kaleidoscope)

SKU 66123



**LED ZOOM MOVING HEAD**

36\*18W RGBWA+UV 6 in 1

Input Voltage: AC90-260V 50/60Hz  
 LED: 36 \*18W 6in1 RGBWA+UV LED moving  
 Power Consumption: 650W  
 Control Channel: 18/15 DMX channels  
 Control Signal: DMX512, master-slave and sound activated or auto operation  
 Power connection: Powercon In DMX data In/Out: XLR 3pin(XLR 5pin is optional)  
 Packing Dimensions: 450(L)/320(W)/430(H)mm

SKU 983



**LED WASH MOVING HEAD**

7\*40W RGBW 4in1

Input: 110-240 V, 50/60 Hz  
 Power: 320W  
 Light source: 7\* 40W RGBW 4in1 mixing color LED wash moving head  
 Working lifetime: 50000 hours  
 Working temperature: -20°-40°  
 Control mode: DMX512,Auto,Master-slave,Sound  
 Channel: 17ch/12ch  
 2DMX Modes: STD(17ch)/HSI(12ch)  
 Function: the dyeing effect,stroke,zoom, the beam light effect  
 Pan: 540°(16bit)Electric correction  
 Tilt: 270°(16bit)Electric correction  
 Zoom range: 9°- 50°  
 Product size: 240mm\*300mm\*405mm

SKU 682



**LED ZOOM MOVING HEAD**

19x15W RGBW 4in1

Input Voltage: AC90-260V 50/60Hz  
 Light Source: 19\*15w RGBW 4in1  
 Power Consumption: 300W  
 Zoom range: 8-28degree. Motor:3pcs  
 Control mode: DMX512, master-slave, Sound, Auto  
 Channel: 14/25CHs  
 Beam(Primary LED array): provide the main output  
 Aura(Secondary background LED array): illuminate the front of the head, provide local diffuse light output and can be set to contrast with the beam output.  
 Beam: RGBW color control with color temperature control  
 Aura: RGB control  
 Strobe: 20t/s strobe effect with variable speed and pulse effects  
 Size: 410\*320\*470mm

SKU 693



**LED MOVING HEAD LIGHT**

12\*10W RGBW 4in1

Voltage: AC 110-240V 50/60 Hz  
 Power: 150W  
 LED QTY: 12\*10W RGBW 4in1 LED Moving Head Light  
 Lumens: 4500+, Lux @2m 40500+  
 Control: Master-Slave / Auto / Sound / DMX  
 Channel control: 15CH  
 Flash: 0-20Hz  
 Pan/Tilt: User -selectable Pan / Tilt ranges  
 Pan/Tilt: 540 degrees / 270 degrees  
 Fine Turning: 8-16 bit  
 Display: LCD display  
 Dimension: 30x24.5x38.5 cm

SKU 688



**LED BEAM WASH BAR MOVING HEAD**

5x60W

Input Voltage: AC100V-240V,50-60HZ Power Consumption: 500W  
 Light Source: Front: Original Osram 5x 60W RGBW 4in1 LED;  
 Back: 42x 3W White LED + 84x 0.3W RGB 3in1 LED  
 LED Control Feature: Front: 5pcs RGBW LED each Pixel control;  
 Back: 14 sections pixel control, each section 9pcs led.  
 Control mode: DMX512,Sound, Master/Slave, Auto run&Sound active  
 Channel: 24CH/29CH/105CH  
 Zoom: 3.8°- 50°  
 High resolution electronic dimming: 0 - 100%  
 Pan/Tilt movement: 360 degree infinite rotating  
 Power connector: Powercon in/out  
 DMX connector: 3-pin XLR in/out  
 Effect: Beam , Wash , Strobe Multiple Effect, Pan Tilt infinite rotating

SKU 66124



**LED MOVING HEAD**

37x15W RGB 4in1

Light source: 37x15W high brightness quad-bead,  
 Zoom Angle: 2.8-55°  
 Stroboscopic flashing: 1-25 times/second  
 Control signal: DMX512, master/slave, voice control or self - program  
 Control channel: 20/60 two DMX channel modes  
 Applicable environment: indoor  
 LCD screen: LCD screen  
 Color: red, green, blue and white in one  
 Level: 540 degrees +16bit fine tuning;  
 Vertical: 270 degrees +16bit fine tuning  
 Product size: 386 mm\*423 mm\*263 mm

SKU 66126



**LED MINI MOVING HEAD**

7x12W RGBW

nput Voltage: AC100-240V/50-60Hz  
 Power consumption: 95W  
 Light Source: 7pcs 12W LEDs RGBW  
 DMX channel: 10CH/15CH  
 Control mode: DMX512,auto-run,sound-control, master-slave  
 Movement: Pan: 540°Tilt:190°  
 Display: LED Display  
 Housing: LCP+Aluminium Alloy  
 Dimension: 160\*150\*300 mm

SKU 964



**BEE EYES SHAKING HEAD+LASER**

6x10W

Maximum power: 500W  
 Light source: 7pcs 40W four-in-one OSR lamp beads  
 Color temperature: 2800K-8500K  
 Display: Color screen  
 Spot angle: 4.5°-45°  
 Control mode: DMX512, voice control, self-propelled  
 Channel mode: 23CH/35CH/51CH  
 Function and effect: With CTO, dyeing, beam, effect mode (vortex, kaleidoscope)

SKU 966



**360 MOVING HEAD**

3x60W

Voltage: 100-240V 50/60Hz  
 Light source: 200 W white module LED  
 Peripheral auxiliary light: 30x0.5W RGB 3-in-1 leds  
 Color temperature: 9700K  
 Beam Angle: 1.8°  
 Color disk: 15 colors + white light, half color effect, can be positioned arbitrarily  
 Fixed Pattern Plate: 17 fine patterns (14 solid patterns +3 color patterns)  
 Prism: 1pc 16 prism, 1pc 24 prism, prism can be superimposed  
 Control panel: Built-in color LCD panel,4 mechanical keys  
 Control protocol: DMX512, RDM  
 Control channel: 19 DMX512 channels  
 X axis operating Angle: 540° Y-axis operating Angle: 270°  
 Product size: 298\*237\*524mm

SKU 66415



**LED MOVING HEAD**  
LB100

**Light Source:** 1\*100W White Laser 30\*0.2W 3-IN-1 RGB LEDs  
**PAN:** 2 modes 1. 360°Continuous movement 2. 540°(8/16 bit)  
**TILT:** 2 modes 1. 360°Continuous movement 2. 270°(8/16 bit)  
**Color System:** Color wheel with 13 dichroic colors 6-Color wheel with variable direction and speed control  
**Gobo System:** 1 Static gobo wheel with 13 gobos plus open  
**Control System:** 23/25 DMX channels USITT DMX-512 master-slave, sound or auto, IR Remote control, RDM  
**Prism 1:** 3 different prisms, 5-Facet linear prism/8-Facet circular prism/4+8+16-facet circular prism with variable speed  
**Prism 2:** 3 different prisms, 6-Facet linear prism/16-facet circular prism/8+16-facet circular pris  
**Product Dimensions:** 61.8x297.9x513.7mm

**SKU 66436**



**Cragydot 16**  
7\*40W RGBW 4in1

**Input:** 110-240 V, 50/60 Hz  
**Power:** 320W  
**Light source:** 7\* 40W RGBW 4in1 mixing color LED wash moving head  
**Working lifetime:** 50000 hours  
**Working temperature:** -20°-40°  
**Control mode:** DMX512,Auto,Master-slave,Sound  
**Channel:** 17ch/12ch  
**2DMX Modes:** STD(17ch)/HSI(12ch)  
**Function:** the dyeing effect,strobe,zoom, the beam light effect  
**Pan:** 540°(16bit)Electric correction  
**Tilt:** 270°(16bit)Electric correction  
**Zoom range:** 9°~ 50°  
**Product size:** 240mm\*300mm\*405mm

**SKU 66440**



**LED MOVING HEAD**  
LB40

**Light Source:** 1\*40W White Laser 30\*0.2W 3-IN-1 RGB LEDs  
**PAN:** 2 modes 1. 360°Continuous movement 2. 540°(8/16 bit)  
**TILT:** 2 modes 1. 360°Continuous movement 2. 270°(8/16 bit)  
**Color System:** Color wheel with 17 dichroic colors 6-Color wheel with variable direction and speed control  
**Gobo System:** 1 Static gobo wheel with 19 gobos plus open  
**Control System:** 23/25 DMX channels USITT DMX-512 master-slave, sound or auto, IR Remote control, RDM  
**Prism 1:** 8-Facet circular prism with variable speed  
**Prism 2:** 3 different prisms, 5-Facet linear prism/16-facet circular prism/8+16-facet circular prism with variable speed and direction  
**Display System:** 1.44" TFT LCD display  
**Product Dimensions:** 207x268x423.7

**SKU 66437**



**SMARTFACE**  
7\*40W RGBW 4in1

**Input:** 110-240 V, 50/60 Hz  
**Power:** 320W  
**Light source:** 7\* 40W RGBW 4in1 mixing color LED wash moving head  
**Working lifetime:** 50000 hours  
**Working temperature:** -20°-40°  
**Control mode:** DMX512,Auto,Master-slave,Sound  
**Channel:** 17ch/12ch  
**2DMX Modes:** STD(17ch)/HSI(12ch)  
**Function:** the dyeing effect,strobe,zoom, the beam light effect  
**Pan:** 540°(16bit)Electric correction  
**Tilt:** 270°(16bit)Electric correction  
**Zoom range:** 9°~ 50°  
**Product size:** 240mm\*300mm\*405mm

**SKU 66441**



**MOVING HEAD BEAM 66**  
7\*40W RGBW 4in1

**Input:** 110-240 V, 50/60 Hz  
**Power:** 320W  
**Light source:** 7\* 40W RGBW 4in1 mixing color LED wash moving head  
**Working lifetime:** 50000 hours  
**Working temperature:** -20°-40°  
**Control mode:** DMX512,Auto,Master-slave,Sound  
**Channel:** 17ch/12ch  
**2DMX Modes:** STD(17ch)/HSI(12ch)  
**Function:** the dyeing effect,strobe,zoom, the beam light effect  
**Pan:** 540°(16bit)Electric correction  
**Tilt:** 270°(16bit)Electric correction  
**Zoom range:** 9°~ 50°  
**Product size:** 240mm\*300mm\*405mm

**SKU 66438**



**MOVING HEAD BEAM 46**  
7\*40W RGBW 4in1

**Input:** 110-240 V, 50/60 Hz  
**Power:** 320W  
**Light source:** 7\* 40W RGBW 4in1 mixing color LED wash moving head  
**Working lifetime:** 50000 hours  
**Working temperature:** -20°-40°  
**Control mode:** DMX512,Auto,Master-slave,Sound  
**Channel:** 17ch/12ch  
**2DMX Modes:** STD(17ch)/HSI(12ch)  
**Function:** the dyeing effect,strobe,zoom, the beam light effect  
**Pan:** 540°(16bit)Electric correction  
**Tilt:** 270°(16bit)Electric correction  
**Zoom range:** 9°~ 50°  
**Product size:** 240mm\*300mm\*405mm

**SKU 66439**





**6IN1 Battery Led Par**  
6X10W RGBWA

Power consumption: 60W  
 Light source: 6pcs LED RGBWA+UV 6in1 mixing color  
 Beam Angel: 30°  
 Dimmer: 0-100% dimmer  
 Strobe rate: 0-24HZ  
 Working Environment: -20°-40°  
 IP rate: IP20,indoor  
 DMX Channels: 2 DMX modes, 6channels mode & 10 channels mode  
 Control Mode: DMX512,Master-slave,Sound,Auto,Wireless.  
 Battery type: Lithium Ion  
 Battery Charge Time: 4 hours  
 Battery Life: (all on) 3.5hours, (single LED) 21hours  
 Battery Power: 12V, 15Ah

SKU 938



**Disco Balls**  
Different sizes

Designed to rotate and catch light from spotlights, it scatters dazzling, moving specks of light across a room, creating a vibrant, energetic atmosphere.c

	20cm	30cm	60cm	70cm	80cm	120cm
SKU	191	193	194	195	196	197



**6IN1 LED PAR LIGHT + CHARGING F.CASE**  
9\*10W RGBWA+UV WIRELESS TRANSMITTER

Power consumption: 90W  
 Light source: 9pcs LED RGBWA+UV 6in1 mixing color  
 Beam Angel: 15°  
 Dimmer: 0-100% dimmer  
 Strobe rate: 0-24HZ  
 Working Environment: -20°-40°  
 IP rate: IP20,indoor  
 DMX Channels: 2 DMX modes, 6channels mode & 10 channels mode  
 Control Mode: DMX512,Master-slave,Sound,Auto,Wireless.  
 Battery type: Lithium Ion  
 Battery Charge Time: 6 hours  
 Battery Life: (all on) 4 hours, (single Color) 24hours  
 Battery Power: 12V, 25Ah

SKU 937



**DMX512 receive**  
Wireless

Terminal: XLR, DMX512  
 Connection: 2.4Ghz wireless signal transmission  
 Encoding: 126 automatically synchronizing channels  
 Frequencies: 16 individual frequencies, allowing multiple transmitters to operate simultaneously.  
 Range: Up to 700m distance

SKU 66378



**6in1 LED BATTERY WALL WASHER**  
9\*10W WIFI CONTROL WATERPROOF

Power Supply: AC 100-240V/50-60Hz  
 Power consumption: 90W  
 Light source: 9pcs LED RGBWA+UV 6in1 mixing color  
 Beam Angel: 15°  
 Dimmer: 0-100% dimmer  
 Strobe rate: 0-24HZ  
 Working Environment: -20-40  
 IP rate: IP54,outdoor  
 DMX Channels: 2 DMX modes, 6channels mode & 10 channels mode  
 Control Mode: DMX512,Master-slave,Sound,Auto,Wireless,remote, wifi  
 Battery Life: (all on) 4 hours, (single Color) 24hours  
 Battery Power: 12V, 25Ah  
 Wireless effective distance: 400meters

SKU 932



**DMX Splitter**  
4CH ; 8CH

Power: 15 W  
 Outputs: 4 ; 8 DMX  
 Inputs: 3-pin XLR  
 Dimensions (w/h/d): 430 mm / 50 mm / 180 mm

	4CH	8CH
SKU	694	695



**PAR LIGHT**  
36\*3W RGB+ 60W WARM LIGHT

Input voltage: 100-240Vac/50-60Hz  
 Product power: 250W  
 Light source: 3pcs \*60W warm white + 36 \*3W RGB  
 Channel: 14CH/22CH  
 Control mode: DMX512, master/slave, self-propelled, voice control  
 Dimming method: 0-100% Ultra-smooth dimming  
 Strobe: 25 times/sec

SKU 128



**Splitter for LED Screens**  
DIS300-1

Brand: Novastar  
 Power supply: AC 100V-240V, 50/60 Hz, 0.6 A  
 Dimensions: 356.5 mm × 173.2 mm × 47.5 mm  
 Weight: 1.05 kg

SKU 952



**LED PAR LIGHT**  
18\*10W RGBW

Voltage: 90-260V 50/60Hz  
Power: 180W  
Light source: Flat aluminium 18\*10W RGBW led par light  
LED life: 50,000 hours.  
Lens degree: 15° 25°, 45° (optional)  
DMX channel: 4/8CH  
Control Mode: Auto, Sound, DMX512, Master-slave  
Strobe: 0 ~ 20 times / sec.  
IP Rate: IP20

SKU 683



**LED PAR LIGHT**  
36\*3W

Voltage: AC100-260V  
Frequency: 50Hz/60Hz  
Consumption: 50W(120W)  
Lamp: 3W\*36 LED lamp(R12,G12,B12)  
Channel: 7CH  
Mode of control: DMX512, automatic, voice active.  
Function: Can make magic, color mixed, charming effect  
Packing size: 290\*290\*410mm

SKU 690



**LED MINI PAR LIGHT**  
7\*10w RGBW

Power supply: AC100~240V / 50~60Hz  
Power consumption: 70W  
Led: 7\*10W RGBW 4in1 LED  
Beam angle: 15° 25° 40° optional  
DMX channels: 7 CHS  
Function: DMX Auto Sound Master-slave, strobe, dimmer  
Housing Material: Plastic  
Protection: IP20  
Working Environment: -20°~40°  
Packing size: 22.5\*10\*22.5cm

SKU 691



**LED FLAT PAR CAN**  
18x10W RGBWA+UV 6 in 1

Voltage: AC90-245V, 50-60HZ  
Power: 180W  
Light source: 18x 10W RGBWA+UV 6 in 1 LED  
Lens degree: 15° 25°, 45° (optional)  
DMX channel: 10/6CH  
Control Mode: Auto, Sound, DMX512, Master-slave  
Function effect: dimmer /Strobe /Eotic /Gradual change  
Strobe: 0 ~ 20 times / sec.  
IP Rate: IP20  
Size: 265x80x280 mm

SKU 177



**LED WASH LIGHT**  
10W 4in1 IP65

Power supply: 100-240V 50/60Hz  
Power: 480W  
LAMP SOURCE: 40x10W RGBW LEDs,  
Feature: small size, high power, super brightness, colour mixture  
Tilt: 210°, 16 bit  
Strobe: Adjustable speed stop/strobe effect, with instantaneous blackout  
Protocol: DMX-512  
DMX channels: 4/8CH  
Connections: 3-pin XLR DMX input/output  
Display: Easy-to-use 4-button control panel with LCD display  
Operating modes: DMX512, master/slave, auto, sound  
Size: 450\*131\*310mm

SKU 66102



**RGBW LED BAR**  
10\*40W

Power: 350W  
LED Source: 10pcs 30w RGBW LED Chips  
Zoom: 7-50degrees  
Tilt: 210degrees  
Control: DMX512, AUTO, MUSIC, PIXEL MAPPING  
Cooling: Fan, temperature control, overheating protect  
Dimmer: 0-100% Electronic  
Shutter: Max 10Hz electronically  
Connector: XLR 3 pin in and out Power con in and out

SKU 66103



**LED PAR ZOOM**  
19x15W

Power consumption: 300W  
Voltage: AC 100V-240V, 50-60Hz  
Light source: 19pcs 15w 4-IN-1 LEDs (R, G, B, W)  
Zoom range: 15-60degree  
Operation mode: DMX512, master-slave, Sound, Auto  
Channels: 5 modes: mode1: 32CHs; mode2: 16CHs; mode3: 10CHs; mode4: 5CHs; mode5: 32CHs  
Dimmer: 0-100% smoothly dimmer  
Strobe: 20t/s strobe effect with variable speed  
Protection level: IP20

SKU 66104



**LED WALL LIGHT**  
44x10w RGBW IP67

Power Supply: AC 90-240V/50-60Hz  
 Power consumption: 450W  
 Light source: 44pcsx10W RGBW Led  
 Beam Angel: 25-35°  
 Dimmer: 0-100% dimmer  
 IP rate: P67 , Outdoor  
 Control Mode: RDM, DMX512 Control, Sweden Import wireless DMX

SKU 66127



**LED WASH INDOOR**  
18x10w RGBW

Voltage: AC90V-245V/50-60Hz  
 Power: 200W Light source :Pixel control 18\*10w RGBW 4in1 LED wash  
 Beam angle: 15°or 40° Rate :use indoor only  
 Leds: 18pcs 10W RGBW 4IN1 LEDS  
 Life time: >100 thousand hours  
 Color: RGBW Wcolor can be mixed to more than 16.7million kinds of color  
 Function effect: dimmer, strobe, eotic, gradual change

SKU 993



**RGBW LED BAR**  
7x15W

Voltage: AC100~240V 50/60HZ  
 Power: 180W  
 Lamp beads: 7pcs 4 in 1 lamp beads  
 Control mode: DMX512, self-propelled, master-slave, voice control, with RDM function  
 Channel: CH18, CH42  
 Dimming: 32bit 0~100% linear dimming  
 Features: XY moving head + beam + burst flash + XY induction  
 Operating temperature: -30 degrees ~ 50 degrees  
 Strobe frequency: 1~30HZ  
 Appearance: Metal, black  
 Connection: DMX512 input and output / Power input and output.  
 Dimensions: Height: 23.5cm Length: 58 cm Width: 18 cm

SKU 66226



**STAGE LED BEAM LIGHT**  
9x40W

Power Supply: 90v-240v/50-60Hz  
 Power consumption:40W  
 Light source: 9pcs LED  
 Effect: Light beam and wash  
 Dimmer: 0-100% dimmer  
 Channel: 4/10/36/46CH  
 Control Mode: DMX512

SKU 66120



**LED COB PAR LIGHT**  
60W RGBW

Power: 80W  
 Voltage: AC 100V-240V,50-60Hz  
 Light source: 1pcs 60W RGBW 4in1  
 Control Mode: DMX 512,Sound active, Auto mode, master-slave,remote  
 Dimmer: 0-100% Linear soft dimming  
 Channel: 8ch

SKU 159



**WATERPROOF WHITE HALOGEN LAMPS**  
7X100

Work voltage: 220V/50-60HZ  
 Light source: 7x100W Halogen lamps (philips)  
 Power consumption: 700 W  
 Color temperature: 1650K-6500k  
 Control mode: Auto-run , Master-Slave , DMX control  
 DMX channel: 1CH/6CH /7CH  
 DMX connector: 3+5 pin XLR connector (selected)  
 Display: Color LCD display  
 Installation: Tripod stand /Hang on /Base  
 Reflector bowl color: Silver  
 Size: 456\*520\*130 mm

SKU 967



**LED FLAT PAR 18**  
RGBW 4in1 IP65

Voltage: AC100-240V  
 Frequency: 50Hz-60Hz  
 Consumption: 180W  
 Lamp: 18pcs10W RGBW 4in1 LED  
 Channel: 8/4CH  
 IP rate: IP65  
 Mode of control: DMX512, Auto, Sound, Master-slave.  
 Function: Can make magic, color mixed, charming effect  
 Net weight: 3.7KG

SKU 66400



**BATTERY MINI LED PAR**  
4x10W RGBWA+UV

Power Supply: AC 100-240V/50-60Hz  
 Power consumption: 40W  
 Light source: 4pcs 10W LED RGBWA+UV 6in1 mixing color  
 Beam Angle: 15°  
 Dimmer: 0-100% dimmer  
 Strobe rate: 0-24HZ  
 Working Environment: -20°-40°  
 IP rate: IP20 , Indoor  
 DMX Channels: 6CH ,10CH  
 Control Mode: DMX512, Master-slave,Sound,Auto, Remote

SKU 988



**8x10W RGBW LED LIFTING-BALL**  
150W

Light source: 8x10W RGBW 4-in-1 beads, 96pcs RGB 3-in-1 beads  
 Power: 100W  
 Size: 20cmLift  
 Stroke: 3 metres  
 Maximum load: ≤1.5KG  
 Speed: ≤0.5m/s  
 Control mode: DMX512/Artnet mode  
 Channel: 15/64 channels optional  
 Voltage: AC100V-240V/50-60HZ  
 Fall protection: physical braking, electronic protection  
 Installation: Vertical hanging  
 Size: 170\*130\*330mm

SKU 66445



**LED COB WATERPROOF BLINDER**  
4x100W

Input Voltage: AC100-240V 50-60Hz  
 Power: 415W  
 LED: 4pcs100w warm white COB LED  
 Beam angle: 50degrees  
 Field angle: 80degrees  
 Strobe: 1-30Hz  
 Dimming  
 DMXchannel: 4/8ch  
 IP Rating: IP65  
 Cooling: Waterproof fan+ die- casting aluminum  
 Net weight: 6KG

SKU 66305



**5 HEAD MATRIX BLINDER**  
60W

Voltage: AC100-240V 50/60Hz  
 Power: 60W  
 Light source: 5PCS 10W CREE RGB 3in1 LED  
 Function: Color mix, automatic color change, built-in program and strobe effect with adjustable speed, dimmer, master/slave  
 Light size: 62x13x16cm

SKU 992



**LED STRIP STROBE LIGHT**  
480Pcs 5050 + 240Pcs RGB

Power supply: AC90-240V , 50Hz/60Hz  
 Rated power: 200W  
 Light source: 480x0.2w LED 5050 RGB+240x1W white  
 Strobe frequency: 1-30Hz  
 Control channel: 4CH/11CH/140CH DMX-512 signal channel  
 Dimming: 0~100% linear dimming  
 Features: 60 segments horse racing, 40 segments of RGB color light+20 segments of white light, dyeing, flash  
 Control mode: DMX-512, auto, master-slave, voice control, with RDM function  
 Size: 103x10x15 cm  
 Weight: 3.4 kg

SKU 66351



**LED COB BLINDER**  
2x100WW

LED: 2pcs\*100W COB LED  
 Light Color: Single color WW(100W)  
 Voltage: AC 100V-240V 50-60Hz  
 Power consumption: 260W  
 Beam angle: 30 degree  
 Dimmer: 0-100% linear adjustable  
 Strobe: Variable speed (1-30Hz)  
 Refresh rate: 11700Hz , 100% flicker free for film and TV camera  
 Color effect feature: with individual control effect  
 Power input: powercorn connector  
 Control mode: DMX512 , Master/Slave , Auto , Sound alone , Sound active  
 DMX Channel: 2/5 CH

SKU 994



**LED LOGO LIGHT**  
4x10W RGBWA+UV

Voltage: AC110-240V, 50/60HZ  
 Consumption: 30W  
 Light source: One pcs LED White 30W  
 IP rate: IP20  
 Housing material: Black Iron shell  
 Mode of control: Auto,Remote  
 Movement: Rotated(Forward/backward), Stop  
 Net weight: 1.4kgs

SKU 139



**LED STROBE RGB**  
1000W

Voltage: AC110-240V, 50/60HZ  
 Consumption: 1000W  
 Light source: 800pcs 1.2w SMD RGB LEDs  
 Channel: 1CH /3CH/6CH  
 IP rate: IP20  
 Display Panel: LED Blue Display  
 Housing material: Black Aluminum shell  
 Mode of control: DMX512,Master-slave,Sound,Auto  
 Dimension: 51x22x30.5cm(L/W/H)  
 Weight: 5.7kgs

SKU 995



**LED BUTTERFLY LIGHT**  
25W Battery

Voltage: 110V-240V/50-60Hz  
 Power: 25W  
 Light Source: 2\*12W RGBW Leds  
 Channel: 9ch  
 Control mode: DMX512,Wireless DMX,Remote,Sound,Master-slave,Auto  
 Size: 300.4x231.7x279.5 mm  
 Weight: 3.22kg  
 Battery charge time: 3hours  
 Battery using time: About 7-8 hours  
 Battery capacity: 5000mAh

SKU 66371



**FULLY EMBEDDED 24 DYEING**

80W

Working voltage: AC110-240V/50Hz  
 Product power: 80W  
 Lamp parameters: 6 x RGBW monochrome 3W  
 Control method: international general DMX512, 6 channels  
 Working mode: DMX512, master/slave, self-propelled, voice control  
 Dimming method: 0~100% super smooth dimming  
 Strobe: 25 times/second  
 Hole size: 20cm deep 18cm

SKU 66376



**FULLY EMBEDDED COB SURFACE LIGHT**

100W

Working voltage: AC110-240V/50Hz  
 Product power: 100W  
 Lamp bead parameters: 100W dual color temperature lamp bead  
 Control method: international general DMX512, 4 channels  
 Working mode: DMX512, master/slave, self-propelled, voice control  
 Dimming method: 0~100% super smooth dimming  
 Strobe: 25 times/second  
 Hole size: 20cm deep 18cm

SKU 66377



**960 STATIC STROBE**

280W

Voltage: AC100 ~ 240V 50 / 60Hz  
 Power: 38V / 280W  
 Lamp beads: 864 5050 three color LED lamp beads + 96 white LEDs  
 Control mode: DMX512, self-propelled, master-slave, with RDM function.  
 DMX channels: Ch11, ch39, ch39  
 Dimming: 32bit 0 ~ 100% linear dimming  
 Features: 8 + 8 section horse running + dyeing + Flash  
 Operating temperature: -30°~ 50°  
 Stroboscopic frequency: 1 ~ 30Hz  
 Appearance: metal, black  
 Connection mode: DMX512 input / output / power input / output.  
 IP class: IP20  
 Packing Size: 510x300x135mm

SKU 66416



**960 MOVING STROBE**

350W

Voltage: AC100~240V 50 / 60HZ  
 Power: 350W  
 Light beads: 960 RGB + W, 12 + 12 segments  
 Control mode: DMX512, self-going, master, slave, voice control, with RDM function.  
 Channel: CH 8, CH 20, CH52  
 Dimming: 16 bit 0~100% linear dimming  
 Features: flash + dyeing + effect + shake the head  
 Operating temperature: -30 degrees ~50 degrees  
 Strobe frequency: 1~30HZ  
 Appearance: Metal, black and Silver  
 Connection mode: DMX512 IO / power IO.  
 IP level: IP20  
 Size: 280x85x260 mm

SKU 66417



**LED PAR 712E**

4x10W RGBWA+UV

Life Span: 50000H  
 Light Source: 7x12W 4-IN-1 LEDs (RGBW) 60x0.2W 3-IN-1 LEDs (RGB)  
 Optics: 25° Beam angle (other angles optional) 35° Field angle  
 Color System: RGBW for main light, CTO, 2800K-5600K c  
 Strobe Effect: 0-25Hz LED shutter/strobe effect with variable speed  
 Dimming System: 0-100% Smooth linear LED dimming  
 Control System: 7/8/10/18/184 DMX-512  
 Display System: 1.44" TFT LCD display  
 Product Dimensions: 101(D)/258(W)/264.5(H)mm

SKU 66442



**LED STROBE PAR P3245**

162W

Life Span: 50000H  
 Light Source: 324x0.5W 5730 LEDs (WW+CW) 9 Individual control rings  
 Optics: 120° Field angle  
 Color System: Warm white cold white, CTO, 2800K-5600K  
 Strobe Effect: 0-25Hz LED shutter/strobe effect with variable speed  
 Dimming System: 0-100% Smooth linear LED dimming  
 Control System: 3/4/5/8/9 DMX-512, master-slave, sound or auto, IR Remote control, RDM  
 Display System: 1.44" TFT LCD display  
 Product Dimensions: 101(D)\*258(W)\*264.5(H)mm

SKU 66443



**LED STROBE PAR IP3245P**

162W

Life Span: 50000H  
 Light Source: 324x0.5W 5730 LEDs (WW+CW) 9 Individual control rings  
 Optics: 120° Field angle  
 Color System: Warm white cold white, CTO, 2800K-5600K  
 Strobe Effect: 0-25Hz LED shutter/strobe effect with variable speed  
 Dimming System: 0-100% Smooth linear LED dimming  
 Control System: 3/4/5/8/9 DMX-512, master-slave, sound or auto, IR Remote control, RDM  
 Display System: 1.44" TFT LCD display  
 Product Dimensions: 101(D)\*258(W)\*264.5(H)mm

SKU 66444

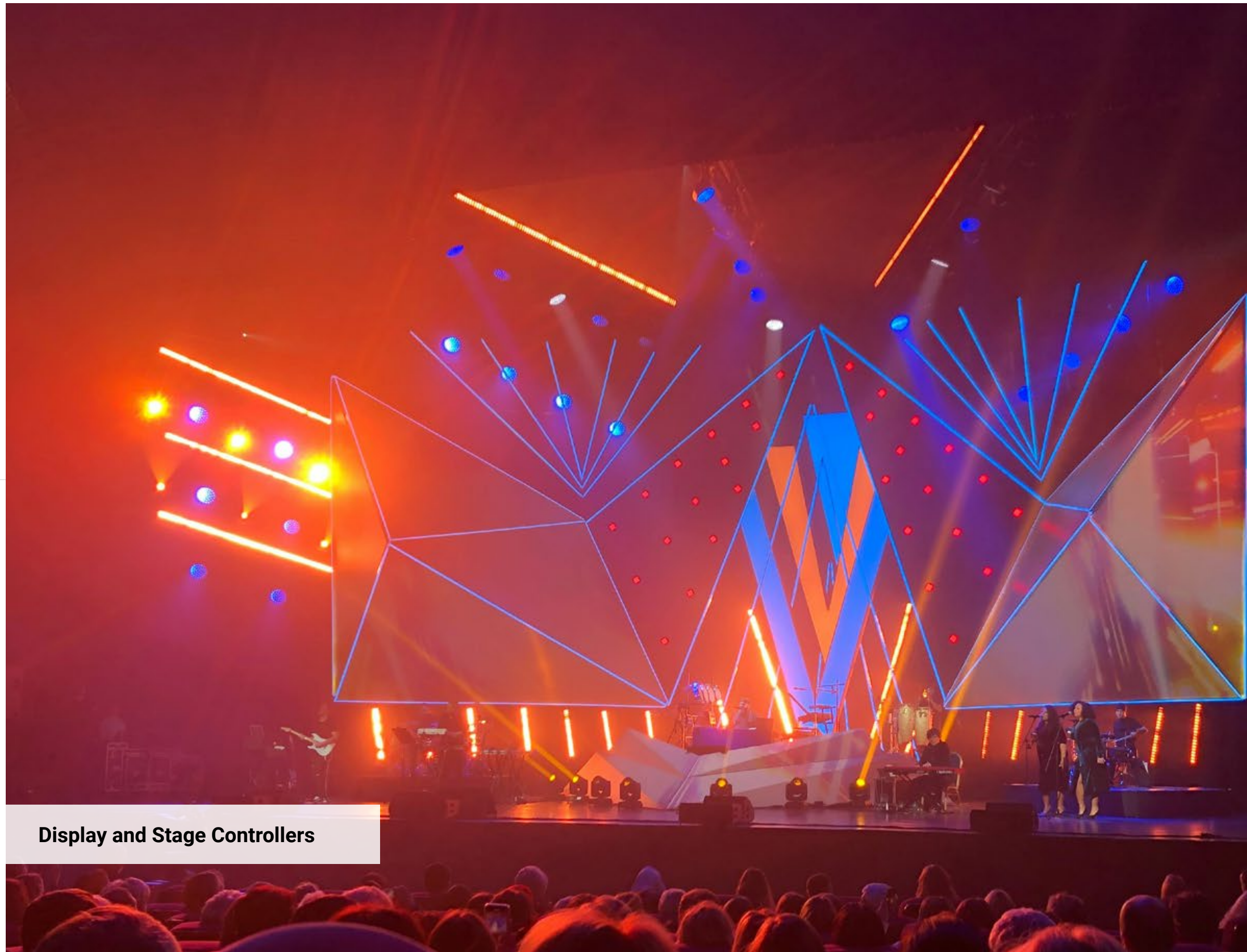


**ATOMIC 3000 LED STROBE**

2400W

Power: 240x10W white LEDs(strobe) 64x0.6W RGB LEDs(backlight)array  
 Control Mode: DMX512  
 DMX Channels: 3/4/14  
 Weight: 8.3 kg/pcs

SKU 66446



**Display and Stage Controllers**

Display and stage lighting controllers are devices and software systems used to manage the operation of lighting fixtures during stage events. They allow control over parameters such as intensity, color, movement, and effects, most commonly using standards like DMX (Digital Multiplex).

Their main advantage is that they provide precise and synchronized control of all light sources. This enables the creation of complex lighting scenes, automation of effects, and quick response during performances. Controllers also make it easier to program and reproduce lighting shows consistently.

Stage lighting controllers are used in theatre productions, concerts, television studios, clubs, and large-scale events. They are an essential part of modern stage productions, as they enable a high level of control, flexibility and creativity.



**NOVA STAR MCTRL300**  
1.3 million pixels

Brand: NovaStar  
Capacity: 1.3 million pixels  
Power supply: AC-100-240V-50/60HZ  
Control: USB Interface  
Video Interface: DVI  
Audio Interface: 3.5mm  
Video format: RGB  
Output Interface: 2 Ethernet ports  
Video bit depth: 8 bit

SKU 948



**NOVA STAR MCTRL600**  
2.3 million pixels

Brand: NovaStar  
Input Resolution: 1920x1200,2048x1152,2560x960  
Capacity: 2.3 million pixels  
Power Supply: AC-100-240V-50/60HZ  
Control: USB Interface  
Video Interface: HDMI / DVI  
Audio Interface: HDMI/3.5mm  
Video Format: RGB,YCrCb4:2:2,YCrCb4:4:4  
Output Interface: 4 Ethernet ports  
Video Bit Depth: 8/10/12bit

SKU 947



**NOVA STAR MCTRL700**  
650,000 pixels

Brand: NovaStar  
Type: Video Controller  
Inputs: 1xSL-DVI (IN-OUT) 1xHDMI 1.3 (IN-OUT) 1xAUDIO  
Outputs: 6x RJ45, 1x HDMI 1.3, 1x SL-DVI  
Capacity: per port up to 650,000 pixels  
Dimensions(w/h/d): 482.6 x 44.4 x 268.50mm  
Weight: 2.6 kg

SKU 114



**NOVA STAR MCTRL4K**  
280W

Brand: NovaStar  
Type: Video Controller  
Inputs: 1x DP 1.2, 1x HDMI 2.0, 2x Dual-Link DV  
Outputs: 16x LED Out (RJ45), 4x OPT Out (2x Main, 2x Backup)  
Capacity: 8.8 million pixels  
Dimensions: 482.6 x 372 x 89 mm  
Weight: 4.6 kg

SKU 66213



**NOVA STAR MCTRL R5 EU**

Brand: NovaStar  
Inputs: 1x 6G-SDI 1x HDMI 1.4 1x Dual-Link DVI  
8x LED-Out (RJ45) 2x 10G OOPT Out  
(OPT Out 1 for Ethernet Ports 1-8; OPT Out 2 Backup)  
Voltage: AC 100-240V, 50/60HZ  
Consumption: 25 watts  
Dimensions: 482.6 x 334.6x 52mm (WxDxH)

SKU 66401



**NOVA STAR Video Processor VX400**  
2.6 million pixels

Brand: NovaStar  
Type: Video Controller  
Inputs: 1x HDMI 1.3 (IN & LOOP), 1x HDMI 1.3, 1x DVI (IN & LOOP),  
1x 3G-SDI (IN & LOOP), 1x optical fiber port (OPT1)  
Outputs: 4x Gigabit Ethernet ports, 2x Fiber outputs, 1x HDMI 1.3  
Capacity: 2.6 million pixels  
Dimensions: 482.6 x 43.6 x 301.2mm

SKU 66214





**VIDEO PROCESSOR J6**

Nova Star

**Inputs:** 1x DP 1.1 (3840x2160@30Hz) or HDMI 1.4 (3840x2160@30Hz)  
2x 3G-SDI (1920x1080@60Hz) and Loop  
1x HDMI 1.3 (1920x1080@60Hz)  
4x DVI (1920x1080@60Hz) or HDMI 1.3 (1920x1080@60Hz)

**Outputs:** 8x DVI (4 groups with 2 outputs per group) OR  
2x Dual-Link DVI (1x Main and 1x Backup each)  
1x HDMI for preview monitor  
Control via USB or Ethernet

**Supply voltage:** AC-100-240V-50/60HZ

**Dimensions:** 482.6 x 373.5 x 96mm (with rackmount)

SKU 66217



**INPUT CARD**

H\_1XHDMI2.0+1XDP1.2

**Brand:** NovaStar

**1x HDMI 2.0:** Backwards compatible with HDMI 1.4 & HDMI 1.3  
Max. Resolution: 4096x2160@60Hz  
HDCP 2.2 compatible  
Custom EDID's: Max. Width: 4092 pixels (4092x2261@60Hz),  
Max. Height: 4095 Pixel (2188x4095@60Hz)

**1x DP 1.2:** Backwards compatible with DP 1.1  
Max. Resolution: 4096x2160@60Hz or 8192x1080@60Hz  
HDCP 2.2 compatible  
Custom EDID's: Max width: 8192 pixels (8192x1146@60Hz),  
Max. Height: 4095 Pixel (2188x4095@60Hz)

**Hint:** Only one video input can be used at a time  
Changing the video input has no effect on added layers or presets.

SKU 66489



**MULTIMEDIA PLAYER TCC70G**

Nova Star

**Maximum supported resolution:** 512x384 pixels

**Power supply:** DC 4.5 V~5.5 V

**Power consumption:** 10 W

**Memory:** 8 GB (4 GB available)

**Operating temperature:** -20°C to +60°C

**Humidity:** 0% RH to 80% RH, non-condensing

**Dimensions:** 150.0 mm x 99.9 mm x 18.0 mm

SKU 66218



**SENDING CARD**

H\_20xRJ45

**Brand:** NovaStar

**Ports:** 20xRJ45 Gigabit Ethernet

**At 8-bit color depth:** 650,000 pixels per port

**At 10-bit color depth:** 320,000 pixels per port Hot backup capability

SKU 66490



**MULTIMEDIA PLAYER MFN300**

Nova Star

**Ethernet connection:** 2x Gigabit Ethernet connection

**RS232:** Sub-D 9-pin connector

**Audio:** 3.5mm

**Power supply:** DC 5V

**Operating temperature:** -20 ~ 75° C

**Dimensions:** 144 x 92 x 20mm

**Weight:** 0.165 kg.

SKU 972



**LED SCREEN CONTROLLER**

MCTRL660 PRO

**Brand:** NovaStar

**Inputs:** 1x 3G-SDI 1x HDMI 1.4a 1x SL-DVI

**Outputs:** 6x LED-Out (RJ45)  
2x 10G (DOPT Out (OPT Out 1 for Ethernet Ports 1-8;  
OPT Out (2 Backup)

**Voltage:** AC 100-240V, 50/60HZ

**Consumption:** 20 watts

**Dimensions:** 482.6 x 356. x 50.1 mm (WxDxH)

**Weight:** 4.6 kg

SKU 66491



**MX40 PRO LED SCREEN CONTROLLER**

4K LED

**Brand:** NovaStar

**Inputs:** 3x HDMI 2.0, 1x DP 1.2, 1x 12G-SDI

**Outputs:** 20x LED-Out (RJ45), 3x HDMI 2.0 Loop, 1x 12G-SDI Loop,  
4x OPT-Out (10G)

**Voltage:** AC 100-240V, 50/60HZ

**Consumption:** 70 watts

**Dimensions:** 482.6 x 467.0. x 94.2 mm (WxDxH)

SKU 66488



**Wi-Fi MEDIA PLAYER**

LCB4K

**Brand:** NovaStar

**Hardware:** -Processor: Quad-core ARM A55 @ 1.8 GHz.  
-Video Decoding: H.264/H.265 4K@60Hz.  
-Memory: 2 GB RAM.  
-Storage: 32 GB internal storage.

**Dimensions:** 274.3 mm x 139.0 mm x 40.0 mm

**Weight:** 1.1 kg

SKU 66492



**VIDEO PROCESSOR**

LED screens H5

Brand: Nova Star  
Max. Number of input cards: 10  
Max. Number of input channels: 40  
Max. Number of output cards: 3  
Max. Loading Capacity: 39,000,000 Pixel  
Max. Number of layers: 48  
Supply voltage: AC 100 - 240V, 50/60 Hz  
Consumption: 400Watt  
Размери: 482.6 x 532.8 x 228.2mm (WxDxH)  
Тегло: 25 kg

SKU 66494



**LED SCREEN CONTROLLER**

KU20

Brand: Nova Star  
Inputs: HDMI input 1x HDMI  
1.3 input (with loop through)  
10-bit and 8-bit video inputs  
Outputs: 6x Ethernet ports, load capacity up to 3.9 million  
1x 10G optical output  
Voltage: AC 100-240V, 50/60HZ  
Dimensions: 254.3 x 50.6 x 290.0 mm  
Weight: 2.1 kg

SKU 66495



**VIDEO PROCESSOR**

LED screens P20

Brand: Pixelhue  
Voltage: 100-240V~, 3.0-1.5A, 50/60Hz  
Consumption: 140 W  
Dimensions: 482.6 x 501 x 139 mm (L x W x H)  
Inputs: 8x DP 1.2 / HDMI 2.0 4x 12G-SDI  
Outputs: 8x HDMI 2.0  
Layers: 3x 4K@60Hz & 4x 2K@60Hz or 4x 4K@60Hz  
Controlling: Event controller U5 / U5 Pro PixelFlow Software Stream Deck support  
1x HDMI 1.3 Multiviewer, 8x OPT Out, 4x HDMI 1.3  
Downstream Keying: Luma Key & Chroma Key  
5" LCD display  
2x Gigabit Ethernet port  
2x Line-In & 2x Line-Out (3.5mm)8x OPT Out

SKU 66502



**LED SCREEN CONTROLLER**

U5

Brand: Pixelhue  
Voltage: 100-240V~, 3.0-1.5A, 50/60Hz  
Consumption: 240 W  
Dimensions: 740 x 651.4 x 431.6 mm (L x W x H)  
87 programmable LCD buttons  
4 encoders, 8 Faders, T-Bar  
PixelFlow software integrated  
Timecode capable (LTC input & output)  
KVM function  
Simultaneous control of multiple switchers and media servers  
PTZ Control  
21.5" Main touchscreen, 8" Smart touchscreen

SKU 66503



**LED SCREEN CONTROLLER**

MX30

Brand: Nova Star  
Inputs: 1x HDMI 2.0 1x HDMI 1.4 (with loop through)  
1x DP 1.1 2x 3G-SDI (with loop through)  
Outputs: 10x Gigabit Ethernet ports, 2x 10G optical ports  
1x SPDIF digital audio port  
Voltage: 100-240V~ 50/60Hz  
Consumption: 55 W  
Dimensions: 482.6 x 94.6 x 466.7 mm  
Weight: 7.2 kg

SKU 66510



**LED SCREEN CONTROLLER**

MX2000 Pro

Brand: Nova Star  
Inputs: 4K input cards 4x HDMI 2.0, 4x DP 1.2,  
4x 12G-SDI 8K input cards etc.  
Outputs: 1x40G fiber output card 4x10G fiber output card etc.  
Voltage: 100-240V~, 50/60Hz  
Consumption: 260 W  
Dimensions: 482.6 x 94.6 x 529.7 mm  
Weight: 12.5 kg

SKU 66567



**LED SCREEN CONTROLLER**

VX2000 Pro

Brand: Nova Star  
Type: Video Controller  
Inputs: 1x DP1.2 (max. resolution: 4096x2160@60Hz)  
2x HDMI2.0 (max. resolution 4096x2160@60Hz)  
4x HDMI1.3(max. resolution 1920x1080@60Hz)  
1x 12G-SDI (max. resolution 4096x2160@60Hz)  
Outputs: 20x LED-Out (RJ45) 4x OPT-Out (10G)  
1x HDMI1.3 (1920x1080@60Hz)  
Capacity: 13 million pixels, delivering a maximum width of 16,384 pixels  
and a maximum height of 8192 pixels.  
Dimensions: 482.6 x 409.0 x 94.9 mm  
Weight: 7 kg

SKU 66570



**VIDEO PROCESSOR**

TU4K PRO

Brand: Nova Star  
Inputs: 2x HDMI 2.0 inputs 1x HDMI 1.3 input 1x USB 3.0 input 2x USB 2.0  
Outputs: 20x Gigabit Ethernet outputs 2x OPT outputs 4x audio outputs  
Operating system: Android 13  
Memory: 8 GB RAM / 128 GB Internal storage  
Voltage: DC 12V 3A  
Consumption: 53.9 W  
Dimensions: 445 x 381.8 x 50.1 mm

SKU 66580



**Wi-Fi media player for LED screens**  
TB10 Plus

Brand: NovaStar  
Capacity: 650,000 pixels  
RAM: 2GB 32GB internal memory  
HDMI: 1x HDMI 1.3 input connector  
USB: USB 2.0  
SIM: SIM card slot  
Audio: Out 3.5mm audio output connector  
Voltage: AC-100-240V, 50/60HZ  
Consumption: 15W  
Dimensions: 136.5mm×110.5mm×18.0mm (WxDxH)  
Weight: 114.1 g

SKU 66599



**Wi-Fi media player for LED screens**  
TB20 Plus

Brand: NovaStar  
Capacity: 650,000 pixels  
RAM: 2GB 32GB internal memory  
HDMI: 1x HDMI 1.3 input connector  
USB: USB 2.0  
SIM: SIM card slot  
Audio Out: 3.5mm audio output connector  
Voltage: AC-100-240V, 50/60HZ  
Power: 15W  
Size: 141.2mm×120.0mm×70.0mm (WxDxH)  
Weight: 470.3 g

SKU 66598



**Wi-Fi media player for LED SCREENS**  
TB30

2 Gigabit Ethernet ports capacity of up to 650,000 pixels (1x Main, 1xBackup) (Maximum width/height: 4096 pixels)  
1x USB 3.0 (Type A): For importing media from a USB stick or performing updates.  
Processor: Quad-Core ARM A55 1.8Ghz  
1GB memory ,16GB internal memory  
2 connections for sensors  
Configurable via LAN/WLAN with ViPlex Express & NovaLCT  
Synchronized playback between multiple devices possible (synchronisation via NTP or GPS(4G module required))  
Supports the NovaStar 4G module (not included)  
Voltage: AC-100-240V, 50/60HZ  
Consumption: 18W  
Dimensions: 274.3mm×139.0mm×40.0mm (WxDxH)

SKU 66402



**Wi-Fi media player for LED SCREENS**  
TB6 - UP to 1.3 million pixels

Brand: NovaStar  
Hardware:  
- 8 core 1.5 GHz processor  
- Hardware decoding and playback of H.265 4K HD videos  
- Hardware decoding of 1080P videos  
- 2 GB of RAM  
- 32 GB of internal storage (28 GB available)  
- Dual Wi-Fi modes

SKU 661



**Wi-Fi media player for LED SCREENS**  
TB50

Brand: NovaStar  
-2 Gigabit Ethernet ports capacity of up to 1,300,000 pixels (1x Main, 1xBackup)  
-(Maximum width/height: 4096 pixels)  
-1x HDMI 1.4 output (Max.: 1080p@60Hz, can be used as loop-out)  
-1x HDMI 1.4 input  
Processor: Quad-Core ARM A55 1.8Ghz  
1GB memory ; 16GB internal memory  
-2 connections for sensors (e.g. NovaStar NS060 light sensor)  
-configurable via LAN/WLAN with ViPlex Express & NovaLCT  
-Synchronized playback between multiple devices possible  
Voltage: AC-100-240V, 50/60HZ  
Consumption: 18W  
Dimensions: 274.3mm×139.0mm×40.0mm (WxDxH)

SKU 66403



**Wi-Fi media player for LED SCREENS**  
TB8 - UP to 2.3 million pixels

Brand: NovaStar  
Hardware:  
- 8 core 1.5 GHz processor  
- Hardware decoding and playback of H.265 4K HD videos  
- Hardware decoding of 1080P videos  
- 2 GB of RAM  
- 8 GB of internal storage (4 GB available)  
- Dual Wi-Fi modes

SKU 946



**Wi-Fi media player for LED SCREENS**  
TB60- UP to 2.3 million pixels

Brand: NovaStar  
Hardware:  
- 4 core 1.8 GHz processor  
- 1 GB of RAM  
- 16 GB of internal storage (4 GB available)  
- Dual Wi-Fi modes  
Dimensions: 385.0 mm × 280.0 mm × 75.0 mm  
Weight: 1,230 kg

SKU 153



**LED SCREEN PROCESSOR**  
TU15 Pro

Brand: NovaStar  
 Inputs: 1x 6G-SDI 1x HDMI 1.4 1x Dual-Link DVI  
 Outputs: 8x LED-Out (RJ45) 2x 10G OOPT Out  
 (OPT Out 1 for Ethernet Ports 1-8; OPT Out 2 Backup)  
 Voltage: AC 100-240V, 50/60HZ  
 Consumption: 25 watts  
 Dimensions: 482.6 x 334.6x 52mm (WxDxH)

SKU 66404



**LED SCREEN PROCESSOR**  
TU20 Pro

Brand: NovaStar  
 Inputs: 2x HDMI 1.3 3x USB 2.0 for multimedia playback  
 Outputs: 6x LED-Out (RJ45) 2x audio output (1x SPDIF, 1x 3.5mm)  
 1x HDMI (1080p)  
 Operating system: Android 11  
 Bluetooth: 5.1  
 Memory: 4GB RAM 32GB internal memory  
 Voltage: DC 12V 3A  
 Consumption: 21W  
 Dimensions: 211.7 x 185.0 x 50.6mm  
 Weight: 1.12kg

SKU 66405



**LED Screen Sending Card**  
MSD300 Synchronous Control Card

Brand: NovaStar  
 Resolution: 280x1024, 1024x1200, 1600x848, 1920x712 or 2048x668  
 Capacity: 1.3 million pixels  
 Power supply voltage: 5V  
 Control method: USB Interface  
 Video interface: DVI  
 Audio interface: 3.5mm  
 Video format: RGB  
 Output interface: 2 Ethernet ports  
 Video bit depth: 8 bit

SKU 650



**LED Screen Sending Card**  
MSD600 For Full RGB Display

Brand: NovaStar  
 Resolution: 1920x1200, 2048x1152, 2560x96  
 Capacity: 2.3 million pixels  
 Power supply voltage: 5V  
 Control method: USB Interface  
 Video interface: HDMI/DVI  
 Audio interface: HDMI/3.5mm  
 Video format: RGB YCrCb4:2:2, YCrCb4:4:4  
 Output interface: 4 Ethernet ports  
 Video resource bit depth: 8/10/12bit

SKU 651



**LED Screen Receiving Card**  
A10s Pro

Brand: Nova Star  
 Resolution: 512x512@60Hz  
 RGB Output Data: 32  
 Temperature: -20°C / +50°C  
 Dimensions: 80.0 mm x 45.0 mm x 8.6 mm  
 Weight: 22.8 g

SKU 66562



**LED Screen Receiving Card**  
A5s Plus

Brand: Nova Star  
 Resolution: 512x384@60Hz  
 RGB Output Data: 32  
 Temperature: -20°C / +50°C  
 Dimensions: 70.0 mm x 45.0 mm x 8.3 mm  
 Weight: 16.2 g

SKU 66563



**LED Screen Receiving Card**  
A8S-N

Brand: Nova Star  
 Resolution: 512x384@60Hz  
 RGB Output Data: 32  
 Temperature: -20°C / +50°C  
 Dimensions: 70.0 mm x 45.0 mm x 8.1 mm  
 Weight: 18.5 g

SKU 66564



**NOVA STAR MCTRL R5 EU**

Brand: NovaStar  
 Inputs: 1x 6G-SDI 1x HDMI 1.4 1x Dual-Link DVI  
 Outputs: 8x LED-Out (RJ45) 2x 10G OOPT Out  
 (OPT Out 1 for Ethernet Ports 1-8; OPT Out 2 Backup)  
 Voltage: AC 100-240V, 50/60HZ  
 Consumption: 25 watts  
 Dimensions: 482.6 x 334.6x 52mm (WxDxH)

SKU 66401



**LED Screen Receiving Card**  
MRV208-1

Brand: NovaStar  
Resolution: 256x226  
RGB output data: 16 Groups  
Interface: 8 x HUB75E  
Port type: HUB75E  
Temperature: -20°C / +50°C

SKU 66211



**LED Screen Receiving Card**  
MRV328

Brand: NovaStar  
Resolution: 256x226  
RGB Output Data: 16 Groups  
Interface: 8 x HUB75  
Port Type: HUB75  
Temperature: -20°C / +50°C

SKU 950



**LED Screen Receiving Card**  
MRV412

Brand: NovaStar  
Resolution: 512x512  
RGB Output Data: 24 Groups  
Interface: 24 x HUB75  
Port Type: HUB75  
Temperature: -20°C / +50°C

SKU 66212



**LED Screen Receiving Card**  
MRV412

Brand: Nova Star  
Resolution: 512x512  
RGB Output Data: 24 Groups  
Interface: 12 x HUB75  
Port Type: HUB75  
Temperature: -20°C / +50°C

SKU 66560



**LED Screen Receiving Card**  
MRV416

Brand: NovaStar  
Resolution: 512x384  
RGB Output Data: 24 Groups  
Interface: 32 x HUB75  
Port Type: HUB75  
Temperature: -20°C / +50°C

SKU 113



**LED Screen Receiving Card**  
MRV416-N

Brand: Nova Star  
Resolution: 512x512  
RGB Output Data: 32 Groups  
Interface: 16 x HUB75  
Port Type: HUB75  
Temperature: -20°C / +50°C

SKU 66561



**Wi-Fi media player for LED SCREENS**  
MRV300

Brand: NovaStar  
Resolution: 256x226  
RGB output data: 16 Groups  
Interface: 4 x HUB75  
Port type: HUB75  
Temperature: -20°C / +50°C

SKU 654



**CARD FOR LED SCREENS**  
AXS\_HUB75E

Brand: Nova Star  
Interface: 12 x HUB75  
Temperature: -20°C / +50°C

SKU 66565



**Wi-Fi media player for LED screens**

VX400 PRO



Brand: NovaStar  
 Type: Video Controller  
 Inputs: 1x HDMI 2.0 (IN & LOOP), 2x HDMI 1.3, 1x 10G optical fiber port (OPT 1), 1x 3G-SDI (IN & LOOP), 1x USB 3.0 (Play images or videos saved in a USB drive.)  
 Outputs: 4x Gigabit Ethernet ports, 2x Fiber outputs, 1x HDMI 1.3, 1x 3D connector  
 Capacity: 2.6 million pixels  
 Dimensions(w/h/d): 482.6 x 50.1 x 302.2mm  
 Weight: 3.8 kg

SKU 66601

**Wi-Fi media player for LED screens**

VX600 PRO



Brand: NovaStar  
 Type: Video Controller  
 Inputs: 1x HDMI 2.0 (IN & LOOP), 2x HDMI 1.3, 1x 10G optical fiber port (OPT 1), 1x 3G-SDI (IN & LOOP), 1x USB 3.0 (Play images or videos saved in a USB drive.)  
 Outputs: 6x Gigabit Ethernet ports, 2x Fiber outputs, 1x HDMI 1.3, 1x 3D connector  
 Capacity: 3.9 million pixels  
 Dimensions: (w/h/d): 482.6 x 50.1 x 302.2mm  
 Weight: 3.9 kg

SKU 66602

**Video processor for LED screens**

VX1000 PRO



Brand: NovaStar  
 Type: Video Controller  
 Inputs: 1x HDMI 2.0 (IN & LOOP), 2x HDMI 1.3, 1x 10G optical fiber port (OPT 1), 1x 3G-SDI (IN & LOOP), 1x USB 3.0  
 Outputs: 10x Gigabit Ethernet ports, 2x Fiber outputs, 1x HDMI 1.3, 1x 3D connector  
 Capacity: 6.5 million pixels  
 Dimensions(w/h/d): 482.6 x 50.1 x 302.2mm  
 Weight: 3.9 kg

SKU 66600



**Light Sensor**

NovaStar

Diameter: 32 mm  
 Length: 50 mm  
 Cable length: 5, 10, 30 meters – extendable up to 100 meters  
 Operating voltage: 5 volts  
 Operating temperature: -20°C to 75°C  
 Brightness control range: 0 – 65635 lux

	5m Cable	10m Cable	30m Cable	100m Cable
SKU	951	66511	66512	66508



**Temperature sensor for LED screens**

MTH310

Brand: NovaStar  
 Cable: 5 m (can be extended up to 100 m)  
 Power supply: DC 5V  
 Temperature measurement range: -20°C ~ 75°C  
 Operating temperature: -25°C ~ 85°C  
 Permissible operating humidity: 0% -99% r.h.  
 Dimensions: 85x20 mm

SKU 118

**NOVA STAR 4G BOARD**

EG25-G 4G



4G module for LED screens can be used in all multimedia players. Combined with an external SIM card, it allows you to access the player even when you don't have internet. Easy to install and does not require additional drivers.

SKU 949



**Light Stands**

Different sizes

Designed to rotate and catch light from spotlights, it scatters dazzling, moving specks of light across a room, creating a vibrant, energetic atmosphere.

	For PAR Light	STAND for 40kg	STAND for 50kg	STAND for 100kg
SKU	199	66527	66228	66229



XLR 3PIN LH P005A MALE

SKU 678



POWER CON IN MALE

SKU 960



POWER CON OUT MALE

SKU 962



XLR 3PIN LH P005A MALE

SKU 678



POWER CON IN/OUT

SKU 679



POWER CON OUT FEMALE

SKU 961



Safety Rope

SKU 697



159 Hook Clamp - Small 30mm

SKU 699 Hook Clamp - Heavy Duty 50mm




66354 Small Stage Hook 50mm

SKU 66355 Big Stage Hook 50mm



COLOURFULL CONFETTI

SKU 920



METALIC CONFETTI

SKU 921



DISCO NO-1 SMOKE LIQUID 4L

SKU 926



DISCO NO-2 SMOKE LIQUID 5L

SKU 927



SHOW ONE SMOKE LIQUID

SKU 928



FAST DISAPPEARED FOG LIQUID 2L

SKU 929

SKU	Page Nº	SKU	Page Nº	SKU	Page Nº	SKU	Page Nº	SKU	Page Nº
101	7	682	36	993	45	66355	66	66445	46
102	7	683	42	994	46	66362	24	66446	49
113	62	685	32	995	46	66364	2	66465	7
114	50	686	32	6512	65	66366	2	66488	51
118	65	687	34	66018	6	66367	8	66489	55
123	28	688	36	66019	6	66368	8	66490	55
125	31	689	28	66020	8	66371	47	66491	55
126	34	690	42	66021	2	66372	23	66492	55
128	40	691	42	66022	3	66373	23	66494	56
129	15	693	36	66023	3	66374	23	66495	56
134	19	694	41	66025	5	66375	23	66496	3
139	47	695	41	66026	5	66376	48	66500	9
148	10	697	66	66027	5	66377	48	66501	9
153	59	699	66	66028	5	66378	41	66502	56
159	44	902	18	66102	43	66379	11	66503	56
159	66	905	18	66103	43	66379	15	66504	10
164	22	907	19	66104	43	66400	44	66506	9
165	22	908	16	66105	24	66401	50	66507	9
166	22	910	15	66106	25	66401	61	66508	65
177	42	913	15	66107	25	66402	59	66509	4
191	41	917	14	66108	24	66403	59	66510	57
193	41	918	16	66109	25	66404	60	66511	65
194	41	920	67	66110	22	66405	60	66514	26
195	41	921	67	66120	45	66406	14	66515	26
196	41	926	67	66121	18	66407	14	66516	24
197	41	927	67	66122	28	66408	17	66517	27
199	65	928	67	66123	35	66408	17	66518	25
601	2	929	67	66124	36	66409	14	66519	26
602	2	932	40	66125	34	66410	17	66520	26
603	3	937	40	66126	37	66411	17	66521	27
604	3	938	40	66127	44	66413	18	66522	27
605	3	946	58	66173	10	66415	37	66523	27
606	3	947	50	66201	8	66416	48	66524	10
607	9	948	50	66202	8	66417	48	66525	10
608	2	949	65	66203	8	66418	8	66526	8
611	6	950	63	66204	3	66419	8	66527	65
612	6	951	65	66206	8	66420	8	66555	11
614	7	952	41	66207	8	66421	8	66556	9
615	7	960	66	66208	6	66422	5	66560	63
616	7	961	66	66209	7	66423	5	66561	63
617	9	962	66	66211	62	66424	5	66562	61
620	7	964	37	66212	62	66425	5	66563	61
624	9	965	29	66213	50	66426	5	66564	61
626	10	966	37	66214	50	66427	11	66565	63
628	7	967	45	66217	51	66428	4	66567	57
629	2	968	19	66218	51	66430	4	66570	57
631	2	972	51	66221	6	66431	4	66580	57
634	10	973	30	66223	29	66432	4	66596	2
635	6	974	30	66224	32	66433	4	66597	3
636	6	975	30	66225	34	66434	4	66598	58
638	6	976	35	66226	44	66435	4	66599	58
639	6	977	30	66228	65	66436	38	66600	64
640	6	981	32	66229	65	66437	38	66601	64
650	60	982	29	66230	33	66438	38	66602	64
651	60	983	35	66302	2	66439	38		
654	62	984	28	66304	31	66440	39		
661	58	985	29	66305	47	66441	39		
678	66	986	35	66351	47	66442	49		
678	66	988	45	66352	33	66443	49		
679	66	992	46	66354	66	66444	49		



# OPTONICA

*LED Displays & Stage Lights* 



[www.optonicaled.com](http://www.optonicaled.com)

